



100% American Made Cabinets

# Timberline

## The Furniture Collection





# Why Choose Timberline



## 100% MADE IN USA CABINETS

Every single cabinet in this brochure is 100% made in the USA with sustainably sourced, engineered wood. That means you know you are getting a reliable product from a reliable source.



## CUSTOM MADE DESIGNS

We know you want something a little unique just for you. We can adapt most of our cabinets to suit exactly what you need to bring some magic to your new bathroom.



## MIX AND MATCH

You can mix and match your selections from our huge range of cabinet colors and handles. Personalize your vanity to create just the look you are after!

*Add Value*

# What makes the Furniture Collection different?

## THE FURNITURE COLLECTION

The Furniture Collection is full of little details that make your cabinet a delight to use. From color matched interiors, to solid wood dovetail drawer boxes, the Furniture Collection is classy, quality, and beautiful, inside and out. Inspired by the New England region in Australia, where Timberline was founded, this collection showcases the unique beauty and distinct quality inspired by the charm of Timberline's hometown, Armidale.



### MAPLE DOVETAIL DRAWERS

The Furniture Collection features solid maple dovetailed drawers. These drawers are all soft close, and feature dovetailed plumbing cutouts, and a smooth, sturdy finish. If you are looking for a more unique vanity, you can upgrade to walnut dovetail drawers for a dark, rich look. See page 68 for more details

### COLOR MATCHED INTERIOR

The inside should look just as pretty as the outside. In the Furniture Collection, all interiors are color matched to the outside for a premium look and feel. This means your stunning Olive Satin vanity is just as gorgeous when you open the doors, or if you opted for a rich walnut look, you get the same luxurious feel on the inside!



### PREMIUM, SOLID WOOD

We love the look of premium wood. It instantly makes a vanity look more rich and exclusive.

We use a mix of solid wood and plywood to ensure the furniture pieces in this collection are sturdy and of the best quality.

Many of the ranges in this collection are available in Rift White Oak or Walnut. Vanities in these woods use a mix of A-grade veneer and hardwoods for a seamless luxury look.

### STANDARD SIZING

All vanities in this collection come in 2 depth options, 18" or 21". All of these cabinets are designed to fit a standard 19" or 22" top with equal 1/2" overhangs all around (a 21" deep 36" cabinet will fit a 22" by 37" countertop). This makes it easier to mix and match tops and gives you more flexibility. If you have a custom size, please reach out to our customer care team and we will get you a quote.







Chester Vanity 36" in Olive Satin | CHE-V-36-C-18-L-OS | \$4,300 | Square Pull: HW-SQU-10-B | Arctic White SilkSurface Top: TP-SSU-37-19-C-AW-3 | \$1,700

# Contents

|    |                             |  |
|----|-----------------------------|--|
| 6  | Vanities                    |  |
| 30 | Mirrored Cabinets & Mirrors |  |
| 31 | Linen Closets               |  |
| 42 | Pricelist                   |  |
| 66 | Customizing Upgrades        |  |
| 70 | Countertops                 |  |
| 80 | Hardware & Colors           |  |
| 88 | Installation & Warranty     |  |





# Vanities



**ARMIDALE**  
Details - Page 8  
Pricing - Page 46



**BROCKTON - FLOOR STANDING**  
Details - Page 10  
Pricing - Page 48



**BROCKTON - ON LEGS**  
Details - Page 12  
Pricing - Page 49



**ROXBURY - ON LEGS**  
Details - Page 26  
Pricing - Page 59



**ROXBURY - WALL HUNG**  
Details - Page 28  
Pricing - Page 60



**BROCKTON - WALL HUNG**  
Details - Page 14  
Pricing - Page 50



**CHESTER**  
Details - Page 16  
Pricing - Page 51



**NATICK - FLOOR STANDING**  
Details - Page 18  
Pricing - Page 53



**NATICK - ON LEGS**  
Details - Page 20  
Pricing - Page 54



**NATICK - WALL HUNG**  
Details - Page 22  
Pricing - Page 56



**ROXBURY - FLOOR STANDING**  
Details - Page 24  
Pricing - Page 57



Chester Vanity 36" in White Satin | CHE-V-36-C-18-L-WH | \$4,300 | Round Knob: HW-ROU-G | Cobblonite SilkSurface Top: TP-SSU-37-19-C-CB-0 | \$1,700

# Armidale



01.



02.



03.

- [01.] Armidale Vanity 72" in Navy Blue | ARM-V-72-D-18-L-NB | \$5,300  
9" Bar Pull in Nickel: HW-BAR-9-N | Carrara SilkSurface Top-3 Faucet Hole: TP-SSU-73-19-D-CA-3 | \$3,300
- [02.] Armidale Vanity 42" in White Oak | ARM-V-42-C-18-L-WO | \$4,700  
5" Square Pull in Black: HW-SQU-5-B | Arctic White SilkSurface Top-1 Faucet Hole: TP-SSU-43-19-C-AW-1 | \$1,900
- [03.] Armidale Vanity 36" in Olive Satin. Right Hand Drawers | ARM-V-36-C-18-L-OS-RH | \$3,400  
5" Square Pull in Gold: HW-SQU-5-G | Arctic White SilkSurface Top-3 Faucet Hole: TP-SSU-37-19-C-AW-3 | \$1,700

## AVAILABLE COLOR RANGES



WALNUT



RIFT WHITE OAK



ANY PAINT COLOR

## COMPATIBLE TOPS - 19" OR 22" DEEP



SILKSURFACE WITH UNDERMOUNT  
Any Color. 0, 1, or 3, Faucet holes



QUARTZ WITH UNDERMOUNT  
Any Color. 0, 1, or 3, Faucet holes

## HARDWARE



ANY HARDWARE AVAILABLE

## AVAILABLE SIZES - 18" OR 21" DEEP



24" Single Bowl



30" Single Bowl



36" Single Bowl



42" Single Bowl



48" Single Bowl



60" Single Bowl



60" Double Bowl



72" Double Bowl



# Brockton Floor Standing



- [01.] Brockton Floor Standing Vanity 42" in Walnut | BRO-V-42-C-18-F-WA | \$4,500  
8" Ova Top Pull in Gold: HW-OVA-8-G | Arctic White SilkSurface Top-3 Faucet Hole: TP-SSU-43-19-C-AW-3 | \$1,900
- [02.] Brockton Floor Standing Vanity 48" in White Oak | BRO-V-48-C-18-F-WO | \$4,900  
Finger Pull: FINGER-PULL | Arctic White SilkSurface Top-1 Faucet Hole: TP-SSU-49-19-C-AW-1 | \$2,100

## AVAILABLE COLOR RANGES



WALNUT



RIFT WHITE OAK

## COMPATIBLE TOPS - 19" OR 22" DEEP




SILKSURFACE WITH UNDERMOUNT  
Any Color. 0, 1, or 3, Faucet holes



QUARTZ WITH UNDERMOUNT  
Any Color. 0, 1, or 3, Faucet holes

## HARDWARE



FINGER PULL AVAILABLE



ANY HARDWARE AVAILABLE

## AVAILABLE SIZES - 18" OR 21" DEEP



24" Single Bowl



30" Single Bowl



36" Single Bowl



42" Single Bowl



48" Single Bowl



60" Single or Double Bowl



72" Double Bowl



# Brockton on Legs/Freestanding



01.



02.



03.

## AVAILABLE LEGS

All Available in Gold, Satin Nickel, and Flat Black



STRAIGHT  
5 3/4"



ARROW  
5 3/4"



ANGLED  
7 3/4"

- [01.] Brockton on Legs Vanity 48" in Walnut | BRO-V-48-C-18-L-WA | \$4,900  
Finger Pull: FINGER-PULL | Moonstone SilkSurface Top-1 Faucet Hole: TP-SSU-49-19-C-MS-1 | \$2,100 | Gold Angle Legs: LEG-ANG-G
- [02.] Brockton on Legs Vanity 48" in White Oak | BRO-V-48-C-18-L-WO | \$4,900  
Finger Pull: FINGER-PULL | Arctic White SilkSurface Top-1 Faucet Hole: TP-SSU-49-19-C-AW-1 | \$2,100 | Gold Angle Legs: LEG-ANG-G
- [03.] Walnut Drawer Upgrade | WALNUT-DRAW | \$300 per drawer

## AVAILABLE COLOR RANGES



WALNUT



RIFT WHITE OAK

## COMPATIBLE TOPS - 19" OR 22" DEEP




SILKSURFACE WITH  
UNDERMOUNT  
Any Color. 0, 1, or 3, Faucet holes



QUARTZ WITH  
UNDERMOUNT  
Any Color. 0, 1, or 3, Faucet holes

## HARDWARE



FINGER PULL  
AVAILABLE



ANY HARDWARE  
AVAILABLE

## AVAILABLE SIZES - 18" OR 21" DEEP



24" Single Bowl



30" Single Bowl



36" Single Bowl



42" Single Bowl



48" Single Bowl




60" Single or Double Bowl



72" Double Bowl



# Brockton Wall Hung



- [01.] Brockton Wall Hung Vanity 60" Single Bowl in White Oak | BRO-V-60-C-18-W-WO | \$5,200  
Finger Pull: FINGER-PULL | Carrara SilkSurface Top-0 Faucet Hole: TP-SSU-61-19-C-CA-0 | \$2,700
- [02.] Brockton Wall Hung Vanity 36" in Walnut | BRO-V-36-C-18-W-WA | \$3,300  
Finger Pull: FINGER-PULL | Colton Quartz Top-1 Faucet Hole: TP-QUU-37-19-C-CN-1 | \$2,400
- [03.] Walnut Drawer Upgrade | WALNUT-DRAW | \$300 per drawer

## AVAILABLE COLOR RANGES



WALNUT



RIFT WHITE OAK

## COMPATIBLE TOPS - 19" OR 22" DEEP




SILKSURFACE WITH UNDERMOUNT  
Any Color. 0, 1, or 3, Faucet holes



QUARTZ WITH UNDERMOUNT  
Any Color. 0, 1, or 3, Faucet holes

## HARDWARE



FINGER PULL AVAILABLE



ANY HARDWARE AVAILABLE

## AVAILABLE SIZES - 18" OR 21" DEEP



24" Single Bowl



30" Single Bowl



36" Single Bowl



42" Single Bowl



48" Single Bowl



60" Single or Double Bowl



72" Double Bowl

# Chester



01.



02.



03.

[01.] Chester Vanity 42" in White Oak | CHE-V-42-C-18-L-WO | \$5,200  
10" Square Pull in Gold: HW-SQU-10-G | Arctic White Top-3 Faucet Hole: TP-SSU-43-19-C-AW-3 | \$1,900

[02.] Chester Vanity 36" in Olive Satin | CHE-V-36-C-18-L-OS | \$4,300  
10" Square Pull in Black: HW-SQU-10-B | Arctic White SilkSurface Top-3 Faucet Hole: TP-SSU-37-19-C-AW-3 | \$1,700

[03.] Chester Vanity 30" in Walnut | CHE-V-30-C-18-L-WA | \$4,300  
10" Square Pull in Gold: HW-SQU-10-G | Arctic White SilkSurface Top-1 Faucet Hole: TP-SSU-37-19-C-AW-1 | \$1,400

## AVAILABLE COLOR RANGES



WALNUT



RIFT WHITE OAK



ANY PAINT COLOR

## COMPATIBLE TOPS - 19" OR 22" DEEP



SILKSURFACE WITH UNDERMOUNT  
Any Color. 0, 1, or 3, Faucet holes



QUARTZ WITH UNDERMOUNT  
Any Color. 0, 1, or 3, Faucet holes

## HARDWARE



ANY HARDWARE AVAILABLE

## AVAILABLE SIZES - 18" OR 21" DEEP



24" Single Bowl



30" Single Bowl



36" Single Bowl



42" Single Bowl



48" Single Bowl



60" Single Bowl



60" Double Bowl



72" Double Bowl



# Natick Floor Standing



- [01.] Natick Floor Standing Vanity 36" in White Satin. Left Hand Drawers | NAT-V-36-C-18-F-WH-LH | \$3,300  
9" Bar Pull in Black: HW-BAR-9-B | Carrara SilkSurface Top-3 Faucet Hole: TP-SSU-37-19-C-CA-3 | \$1,700
- [02.] Natick Floor Standing Vanity 48" in Emerald Green Satin | NAT-V-48-C-18-F-EG | \$5,400  
8" Square Pull in Gold: HW-SQU-8-B | Arctic White SilkSurface Top-1 Faucet Hole: TP-SSU-49-19-C-AW-1 | \$2,100
- [03.] Thin Shaker Detail

## AVAILABLE COLOR RANGES



ANY PAINT COLOR

## COMPATIBLE TOPS - 19" OR 22" DEEP



SILKSURFACE WITH UNDERMOUNT  
Any Color. 0, 1, or 3, Faucet holes



QUARTZ WITH UNDERMOUNT  
Any Color. 0, 1, or 3, Faucet holes

## HARDWARE



ANY HARDWARE AVAILABLE

## AVAILABLE SIZES - 18" OR 21" DEEP



24" Single Bowl



30" Single Bowl



36" Single Bowl



42" Single Bowl



48" Single Bowl



60" Single Bowl



60" Double Bowl



72" Double Bowl

# Natick on Legs/Freestanding



01.



02.



03.

### AVAILABLE LEGS

All Available in Gold, Satin Nickel, and Flat Black



STRAIGHT  
5 3/4"



ARROW  
5 3/4"



ANGLED  
7 3/4"

- [01.] Natick on Legs Vanity 60" Single Bowl in Dark Grey Satin | NAT-V-60-C-18-L-DG | \$5,600  
8" Ova Top Pull in Black: HW-OVA-8-B | Arctic White SilkSurface Top-3 Faucet Hole: TP-SSU-61-19-C-AW-3 | \$2,700 | Black Arrow Legs: LEG-ARR-B
- [02.] Natick on Legs Vanity 30" in Olive Satin. Left Hand Drawers | NAT-V-30-C-18-L-OS-LH | \$2,700  
5" Square Pull in Gold: HW-SQU-5-B | Arctic White SilkSurface Top-1 Faucet Hole: TP-SSU-31-19-C-AW-1 | \$1,400 | Gold Arrow Legs: LEG-ARR-G
- [03.] Thin Shaker Detail

### AVAILABLE COLOR RANGES



ANY PAINT COLOR

### COMPATIBLE TOPS - 19" OR 22" DEEP



SILKSURFACE WITH  
UNDERMOUNT  
Any Color. 0, 1, or 3, Faucet holes



QUARTZ WITH  
UNDERMOUNT  
Any Color. 0, 1, or 3, Faucet holes

### HARDWARE



ANY HARDWARE  
AVAILABLE

### AVAILABLE SIZES - 18" OR 21" DEEP



24" Single Bowl



30" Single Bowl



36" Single Bowl



42" Single Bowl



48" Single Bowl



60" Single Bowl



60" Double Bowl



72" Double Bowl



# Natick Wall Hung



01.



02.

03.

- [01.] Natick Wall Hung Vanity 36" in Navy Blue Satin. Left Hand Drawers | NAT-V-36-C-18-W-NB-LH | \$2,600  
8" Square Pull in Gold: HW-SQU-8-G | Arctic White SilkSurface Top-1 Faucet Hole: TP-SSU-37-19-C-AW-1 | \$1,700
- [02.] Natick Wall Hung Vanity 42" in Black Satin | NAT-V-42-C-18-W-BL | \$3,900  
5" Bar Pull in Nickel: HW-BAR-5-N | Arctic White SilkSurface Top-1 Faucet Hole: TP-SSU-43-19-C-AW-1 | \$1,900
- [03.] Thin Shaker Detail

## AVAILABLE COLOR RANGES



ANY PAINT COLOR

## COMPATIBLE TOPS - 19" OR 22" DEEP



SILKSURFACE WITH  
UNDERMOUNT  
Any Color. 0, 1, or 3, Faucet holes



QUARTZ WITH  
UNDERMOUNT  
Any Color. 0, 1, or 3, Faucet holes

## HARDWARE



ANY HARDWARE  
AVAILABLE

## AVAILABLE SIZES - 18" OR 21" DEEP



24" Single Bowl



30" Single Bowl



36" Single Bowl



42" Single Bowl



48" Single Bowl



60" Single Bowl



60" Double Bowl



72" Double Bowl

# Roxbury Floor Standing



01.



02.

03.

- [01.] Roxbury Floor Standing Vanity 60" Double Bowl in Olive Satin | ROX-V-60-D-18-F-OS | \$6,900  
13" Bar Pull in Black: HW-BAR-13-B | Arctic White SilkSurface Top-3 Faucet Hole: TP-SSU-61-19-D-AW-3 | \$2,900
- [02.] Roxbury Floor Standing Vanity 36" in Emerald Green Satin | ROX-V-36-C-18-F-EG | \$4,200  
13" Bar Pull in Gold: HW-BAR-13-G | Arctic White SilkSurface Top-3 Faucet Hole: TP-SSU-37-19-C-AW-3 | \$1,700
- [03.] Thin Shaker Detail

## AVAILABLE COLOR RANGES



ANY PAINT COLOR

## COMPATIBLE TOPS - 19" OR 22" DEEP




SILKSURFACE WITH UNDERMOUNT  
Any Color. 0, 1, or 3, Faucet holes



QUARTZ WITH UNDERMOUNT  
Any Color. 0, 1, or 3, Faucet holes

## HARDWARE



ANY HARDWARE AVAILABLE

## AVAILABLE SIZES - 18" OR 21" DEEP



24" Single Bowl



30" Single Bowl



36" Single Bowl



42" Single Bowl



48" Single Bowl



60" Single or Double Bowl



72" Double Bowl



# Roxbury on Legs/Freestanding



01.



- [01.] Roxbury On Legs Vanity 30" in Grey Beige Satin | ROX-V-30-C-18-L-GB | \$3,800  
Round Knob in Gold: HW-KNO-G | Carrara SilkSurface Top-3 Faucet Hole: TP-SSU-31-19-C-CA-3 | \$1,400 | Gold Arrow Legs: LEG-ARR-G
- [02.] Roxbury On Legs Vanity 42" in Olive Satin | ROX-V-42-C-18-L-OS | \$4,700  
10" Square Pull in Gold: HW-SQU-10-G | Arctic White SilkSurface Top-1 Faucet Hole: TP-SSU-43-19-C-AW-1 | \$1,900 | Gold Angle Legs: LEG-ANG-G
- [03.] Thin Shaker Detail



**AVAILABLE LEGS**  
All Available in Gold, Satin Nickel, and Flat Black



STRAIGHT  
5 3/4"



ARROW  
5 3/4"



ANGLED  
7 3/4"

## AVAILABLE COLOR RANGES



ANY PAINT COLOR

## COMPATIBLE TOPS - 19" OR 22" DEEP



SILKSURFACE WITH UNDERMOUNT  
Any Color. 0, 1, or 3, Faucet holes



QUARTZ WITH UNDERMOUNT  
Any Color. 0, 1, or 3, Faucet holes

## HARDWARE



ANY HARDWARE AVAILABLE

## AVAILABLE SIZES - 18" OR 21" DEEP



24" Single Bowl



30" Single Bowl



36" Single Bowl



42" Single Bowl



48" Single Bowl



60" Single or Double Bowl



72" Double Bowl

# Roxbury Wall Hung



- [01.] Roxbury Wall Hung Vanity 36" in White Satin | ROX-V-36-C-18-W-WH | \$3,100  
13" Bar Pull in Black: HW-BAR-13-B | Arctic White SilkSurface Top-3 Faucet Hole: TP-SSU-37-19-C-AW-3 | \$1,700
- [02.] Roxbury Wall Hung Vanity 24" in Grey Beige Satin | ROX-V-24-C-18-W-GB | \$2,300  
8" Ova Top Pull in Gold: HW-OVA-8-G | Arctic White SilkSurface Top-1 Faucet Hole: TP-SSU-25-19-C-AW-1 | \$1,200
- [03.] Thin Shaker Detail

## AVAILABLE COLOR RANGES



ANY PAINT COLOR

## COMPATIBLE TOPS - 19" OR 22" DEEP



SILKSURFACE WITH UNDERMOUNT  
Any Color. 0, 1, or 3, Faucet holes



QUARTZ WITH UNDERMOUNT  
Any Color. 0, 1, or 3, Faucet holes

## HARDWARE



ANY HARDWARE AVAILABLE

## AVAILABLE SIZES - 18" OR 21" DEEP



24" Single Bowl



30" Single Bowl



36" Single Bowl



42" Single Bowl



48" Single Bowl



60" Single or Double Bowl



72" Double Bowl




# Mirrors & Medicine Cabinets



**ARMIDALE MIRROR**  
Details - Page 32  
Pricing - Page 62



**BROCKTON MEDICINE CABINET**  
Details - Page 33  
Pricing - Page 62



**NATICK MEDICINE CABINET**  
Details - Page 34  
Pricing - Page 63

# Linen Closets



**BROCKTON - FLOOR STANDING**  
Details - Page 36  
Pricing - Page 65



**BROCKTON - ON LEGS**  
Details - Page 37  
Pricing - Page 65



**BROCKTON - WALL HUNG**  
Details - Page 38  
Pricing - Page 65



**NATICK - FLOOR STANDING**  
Details - Page 39  
Pricing - Page 65



**NATICK - ON LEGS**  
Details - Page 40  
Pricing - Page 65



**NATICK - WALL HUNG**  
Details - Page 41  
Pricing - Page 65

# Armidale Mirror



[01.] Armidale Mirror in Navy Blue | ARM-M-24-30-NB | \$600

AVAILABLE COLOR RANGES



WALNUT



RIFT WHITE OAK



ANY PAINT COLOR

AVAILABLE SIZE



24" x 30"

# Brockton Medicine Cabinet



[01.] Brockton 48" Medicine Cabinet in Walnut  
BRO-MC-48-30-WA | \$3,100

AVAILABLE COLOR RANGES



WALNUT



RIFT WHITE OAK



ANY PAINT COLOR

AVAILABLE SIZES



24"



30"



36"



42"



48"



60"



72"




# Natick Medicine Cabinet



[01.] Natick 24" Medicine Cabinet in Olive Satin (x2)  
NAT-MC-24-30-OS | \$2,200

### AVAILABLE SIZES



### AVAILABLE COLOR RANGES



WALNUT



RIFT WHITE OAK



ANY PAINT COLOR



Brockton Wall Hung Vanity 60" Single Bowl in White Oak | BRO-V-60-C-18-W-WO | \$5,200  
Finger Pull: FINGER-PULL | Carrara SilkSurface Top-0 Faucet Hole: TP-SSU-61-19-C-CA-0 | \$2,700

# Brockton Floor Standing Linen Closet



[01.] Brockton Floor Standing Linen Closet 18" in Walnut. Left Hand Hinge  
BRO-LC-18-18-F-WA-LH | \$3,800 | 8" Ova Top Pulls in Gold: HW-OVA-8-G

AVAILABLE COLOR RANGES



AVAILABLE SIZE



# Brockton Legs/Freestanding Linen Closet



[01.] Brockton on Legs Linen Closet 18" in Walnut. Right Hand Hinge  
BRO-LC-18-18-L-WA-RH | \$3,800 | Finger Pull: FINGER-PULL

AVAILABLE COLOR RANGES



AVAILABLE SIZE





# Brockton Wall Hung Linen Closet



[01.] Brockton Wall Hung Linen Closet 18" in White Oak. Right Hand Hinge  
BRO-LC-18-18-W-WO-RH | \$3,500 | Finger Pull: FINGER-PULL

AVAILABLE COLOR RANGES



AVAILABLE SIZE



# Natick Floor Standing Linen Closet



[01.] Natick Floor Standing Linen Closet 18" in Dark Grey Satin. Left Hand Hinge  
NAT-LC-18-18-F-DG-LH | \$3,500 | 10" Bar Pulls in Nickel: HW-BAR-10-N

AVAILABLE COLOR RANGES



ANY PAINT COLOR

AVAILABLE SIZE



# Natick Legs/Freestanding Linen Closet



[01.] Natick on Legs Linen Closet 18" in Olive Satin. Left Hand Hinge  
NAT-LC-18-18-L-OS-LH | \$3,500 | 5" Square Pulls in Gold: HW-SQU-5-G

### AVAILABLE COLOR RANGES



ANY PAINT COLOR

### AVAILABLE SIZE



18"

# Natick Wall Hung Linen Closet



[01.] Natick Wall Hung Linen Closet 18" in White Satin. Left Hand Hinge  
NAT-LC-18-18-W-WH-LH | \$3,300 | 10" Bar Pulls in Black: HW-BAR-10-B

### AVAILABLE COLOR RANGES



ANY PAINT COLOR

### AVAILABLE SIZE



18"





Natick Vanity 60" Dark Grey | NAT-V-60-C-18-L-DG | \$5,600 | Ova Top Pull: HW-OVA-8-B | Arctic White SilkSurface Top: TP-SSU-61-19-C-AW-3 | \$2,700 | Legs: LEG-ARR-B

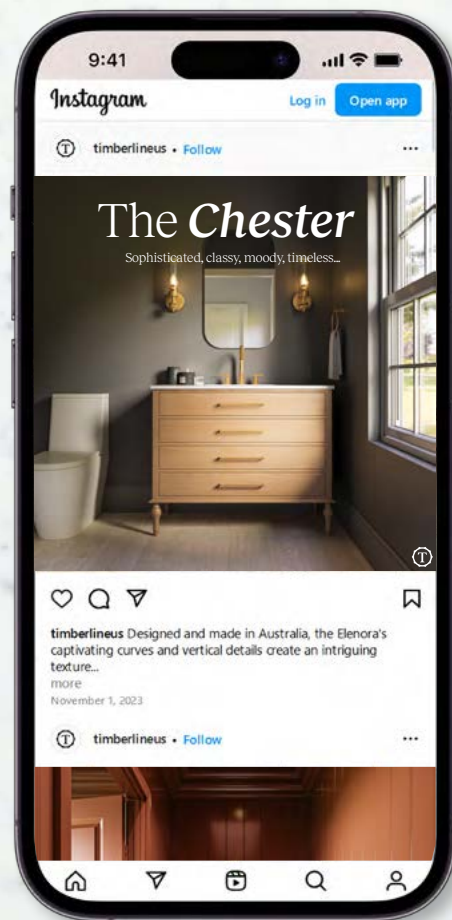
# Pricelist

|    |                               |
|----|-------------------------------|
| 45 | Pricelist Guide               |
| 46 | Armidale                      |
| 48 | Brockton Floor Standing       |
| 49 | Brockton on Legs/Freestanding |
| 50 | Brockton Wall Hung            |
| 51 | Chester                       |
| 53 | Natick Floor Standing         |
| 54 | Natick on Legs/Freestanding   |
| 56 | Natick Wall Hung              |
| 57 | Roxbury Floor Standing        |
| 59 | Roxbury on Legs/Freestanding  |
| 60 | Roxbury Wall Hung             |
| 62 | Armidale Mirror               |
| 62 | Brockton Medicine Cabinet     |
| 63 | Natick Medicine Cabinet       |
| 65 | Brockton Linen Closets        |
| 65 | Natick Linen Closets          |
| 66 | Cabinet Upgrades              |

The following pricelist contains manufacturer's suggested retail pricing for each of our standard vanity configurations and accessories as well as components that are available for separate purchase and upgrade options. This allows you to obtain an estimate on your choices. Pricing needs to be confirmed with a local dealer.



## Keep up with the latest design trends!



Follow us on social media



facebook.com/timberlineus



@timberlineus



@timberline-us

## Pricelist Guide

Here is a quick guide on how to use this pricelist. Still have questions? Give our helpful staff a call at +1 888 844 0102.

### Colors

Each SKU has all available colors listed, including the SKU and price for each. Contact our customer care team for custom color requests.

### Additional Cost Options

Options such as cabinet customizing, filler panels and lighting are shown on pages 66-69.

### Vanity Tops

Prices shown are vanity cabinet only. If you would like a vanity top as well, view pages 74-77 for options and pricing.

### Prices

All prices are Manufacturer's Suggested Retail Price (MSRP). Check with your preferred store for exact pricing in your area.

### Hardware

In this collection, hardware is included in your vanity price, however you will need to include your hardware choice as a SKU on your order. View pages 81-83 for hardware options

### Legs

If your vanity is mounted on decorative metal legs, the legs are included in your vanity price, however you will need to include your leg choice as a SKU on your order. View page 84 for leg options

### Freight/Shipping Costs

Shipping costs are per item/SKU and based on your location. Orders with 3 or more items may ship free. Please consult with your showroom or store for specific shipping costs.

### How our SKUs work

To order a vanity, top and hardware, you will need the SKU for each. Hardware is not an additional cost (included in the vanity cost), Countertops are an additional cost.



NOTE: All prices are Manufacturer's Suggested Retail Price (MSRP). Prices may vary depending on location and are subject to change or correction without notification. All information is provided on a E&OE (errors and omissions excepted) basis. There is a lot of very useful information in this brochure and there is more than likely an error, big or small, somewhere. Images in this brochure are shown with accessories and other furniture not included in the price or supplied by Timberline.



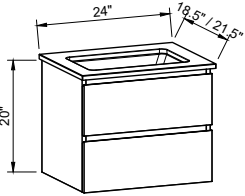
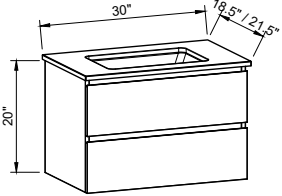
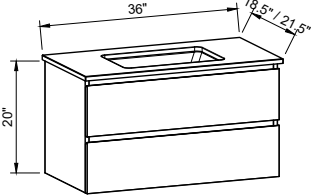




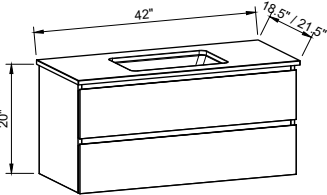
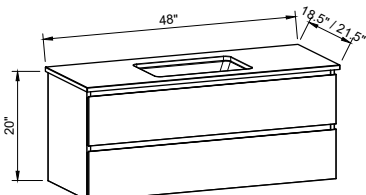
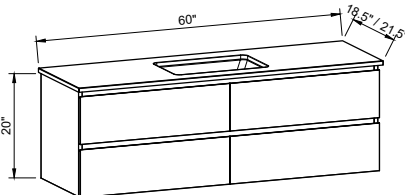


# Brockton Wall Hung Vanity

## WALL HUNG

| 24" Single Bowl   |                             |         | 30" Single Bowl   |         |                             | 36" Single Bowl   |     |      |
|---|-----------------------------|---------|---|---------|-----------------------------|---|-----|------|
|  |                             |         |  |         |                             |  |     |      |
| FINISH  | SKU                         | MSRP    | SKU   | MSRP    | SKU                         | MSRP  | SKU | MSRP |
| White Oak Wood  | BRO-V-24-C- <b>XX</b> -W-WO | \$2,600 | BRO-V-30-C- <b>XX</b> -W-WO   | \$2,900 | BRO-V-36-C- <b>XX</b> -W-WO | \$3,300   |     |      |
| Walnut Wood   | BRO-V-24-C- <b>XX</b> -W-WA | \$2,600 | BRO-V-30-C- <b>XX</b> -W-WA   | \$2,900 | BRO-V-36-C- <b>XX</b> -W-WA | \$3,300   |     |      |
| <b>XX</b> Is referring to depth. Options are <b>18</b> or <b>21</b>               |                             |         |   |         |                             |   |     |      |

## WALL HUNG

| 42" Single Bowl  |                             |         | 48" Single Bowl   |         |                             | 60" Single Bowl  |     |      |
|--|-----------------------------|---------|---|---------|-----------------------------|--|-----|------|
|  |                             |         |  |         |                             |  |     |      |
| FINISH   | SKU                         | MSRP    | SKU   | MSRP    | SKU                         | MSRP   | SKU | MSRP |
| White Oak Wood   | BRO-V-42-C- <b>XX</b> -W-WO | \$3,500 | BRO-V-48-C- <b>XX</b> -W-WO   | \$3,900 | BRO-V-60-C- <b>XX</b> -W-WO | \$5,200  |     |      |
| Walnut Wood  | BRO-V-42-C- <b>XX</b> -W-WA | \$3,500 | BRO-V-48-C- <b>XX</b> -W-WA   | \$3,900 | BRO-V-60-C- <b>XX</b> -W-WA | \$5,200  |     |      |
| <b>XX</b> Is referring to depth. Options are <b>18</b> or <b>21</b>                |                             |         |   |         |                             |  |     |      |

## WALL HUNG

60" Double Bowl

72" Double Bowl

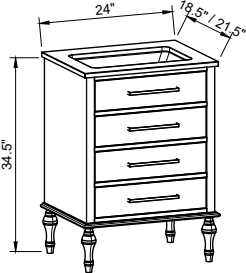
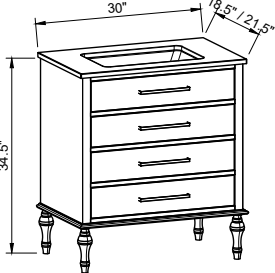
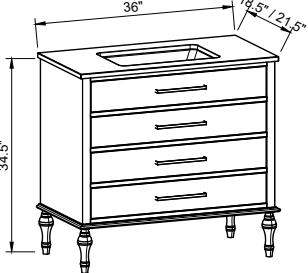
| FINISH         | SKU                         | MSRP    | SKU                         | MSRP    |
|----------------|-----------------------------|---------|-----------------------------|---------|
| White Oak Wood | BRO-V-60-D- <b>XX</b> -W-WO | \$5,200 | BRO-V-72-D- <b>XX</b> -W-WO | \$5,700 |
| Walnut Wood    | BRO-V-60-D- <b>XX</b> -W-WA | \$5,200 | BRO-V-72-D- <b>XX</b> -W-WA | \$5,700 |

**XX** Is referring to depth. Options are **18** or **21**

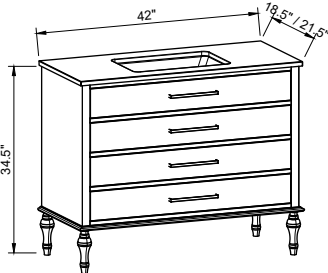
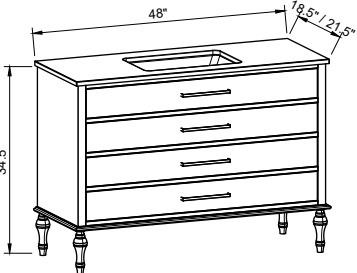
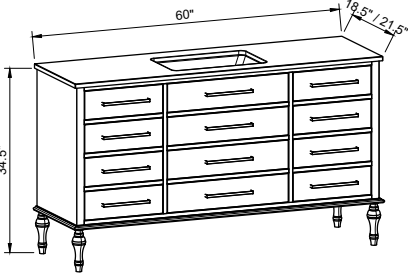
**Note:** All dimensions are cabinet sizes, not including the countertop.

# Chester Vanity

**Note:** Top drawer is a false front, 2nd drawer has a U-shaped plumbing cut out, and 3rd drawer has a scooped back.

| 24" Single Bowl   |                             |         | 30" Single Bowl   |         |                             | 36" Single Bowl   |     |      |
|---|-----------------------------|---------|---|---------|-----------------------------|---|-----|------|
|  |                             |         |  |         |                             |  |     |      |
| FINISH  | SKU                         | MSRP    | SKU   | MSRP    | SKU                         | MSRP  | SKU | MSRP |
| White Paint   | CHE-V-24-C- <b>XX</b> -L-WH | \$3,400 | CHE-V-30-C- <b>XX</b> -L-WH   | \$3,900 | CHE-V-36-C- <b>XX</b> -L-WH | \$4,300   |     |      |
| Pastel Pink Paint   | CHE-V-24-C- <b>XX</b> -L-PP | \$3,400 | CHE-V-30-C- <b>XX</b> -L-PP   | \$3,900 | CHE-V-36-C- <b>XX</b> -L-PP | \$4,300   |     |      |
| Grey Beige Paint  | CHE-V-24-C- <b>XX</b> -L-GB | \$3,400 | CHE-V-30-C- <b>XX</b> -L-GB   | \$3,900 | CHE-V-36-C- <b>XX</b> -L-GB | \$4,300   |     |      |
| Olive Green Paint   | CHE-V-24-C- <b>XX</b> -L-OS | \$3,400 | CHE-V-30-C- <b>XX</b> -L-OS   | \$3,900 | CHE-V-36-C- <b>XX</b> -L-OS | \$4,300   |     |      |
| Duck Egg Blue Paint   | CHE-V-24-C- <b>XX</b> -L-DB | \$3,400 | CHE-V-30-C- <b>XX</b> -L-DB   | \$3,900 | CHE-V-36-C- <b>XX</b> -L-DB | \$4,300   |     |      |
| Light Grey Paint  | CHE-V-24-C- <b>XX</b> -L-LG | \$3,400 | CHE-V-30-C- <b>XX</b> -L-LG   | \$3,900 | CHE-V-36-C- <b>XX</b> -L-LG | \$4,300   |     |      |
| Navy Blue Paint   | CHE-V-24-C- <b>XX</b> -L-NB | \$3,400 | CHE-V-30-C- <b>XX</b> -L-NB   | \$3,900 | CHE-V-36-C- <b>XX</b> -L-NB | \$4,300   |     |      |
| Emerald Paint   | CHE-V-24-C- <b>XX</b> -L-EG | \$3,400 | CHE-V-30-C- <b>XX</b> -L-EG   | \$3,900 | CHE-V-36-C- <b>XX</b> -L-EG | \$4,300   |     |      |
| Dark Grey Paint   | CHE-V-24-C- <b>XX</b> -L-DG | \$3,400 | CHE-V-30-C- <b>XX</b> -L-DG   | \$3,900 | CHE-V-36-C- <b>XX</b> -L-DG | \$4,300   |     |      |
| Black Paint   | CHE-V-24-C- <b>XX</b> -L-BL | \$3,400 | CHE-V-30-C- <b>XX</b> -L-BL   | \$3,900 | CHE-V-36-C- <b>XX</b> -L-BL | \$4,300   |     |      |
| White Oak Wood  | CHE-V-24-C- <b>XX</b> -L-WO | \$3,900 | CHE-V-30-C- <b>XX</b> -L-WO   | \$4,300 | CHE-V-36-C- <b>XX</b> -L-WO | \$4,800   |     |      |
| Walnut Wood   | CHE-V-24-C- <b>XX</b> -L-WA | \$3,900 | CHE-V-30-C- <b>XX</b> -L-WA   | \$4,300 | CHE-V-36-C- <b>XX</b> -L-WA | \$4,800   |     |      |
| <b>XX</b> Is referring to depth. Options are <b>18</b> or <b>21</b>                 |                             |         |   |         |                             |   |     |      |

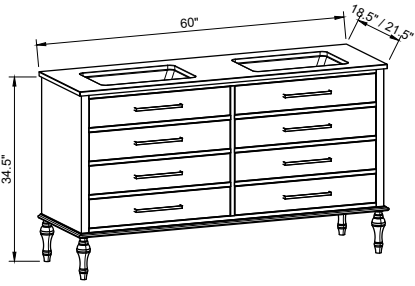
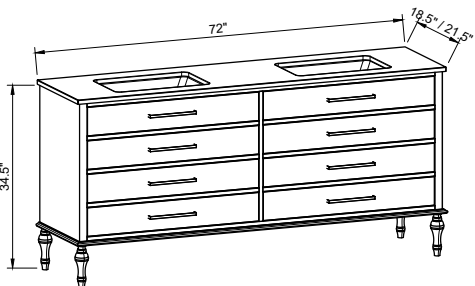
**Note:** Top drawer is a false front, 2nd drawer has a U-shaped plumbing cut out, and 3rd drawer has a scooped back.

| 42" Single Bowl   |                             |         | 48" Single Bowl   |         |                             | 60" Single Bowl   |     |      |
|---|-----------------------------|---------|---|---------|-----------------------------|---|-----|------|
|  |                             |         |  |         |                             |  |     |      |
| FINISH  | SKU                         | MSRP    | SKU   | MSRP    | SKU                         | MSRP  | SKU | MSRP |
| White Paint   | CHE-V-42-C- <b>XX</b> -L-WH | \$4,800 | CHE-V-48-C- <b>XX</b> -L-WH   | \$5,300 | CHE-V-60-C- <b>XX</b> -L-WH | \$7,600   |     |      |
| Pastel Pink Paint   | CHE-V-42-C- <b>XX</b> -L-PP | \$4,800 | CHE-V-48-C- <b>XX</b> -L-PP   | \$5,300 | CHE-V-60-C- <b>XX</b> -L-PP | \$7,600   |     |      |
| Grey Beige Paint  | CHE-V-42-C- <b>XX</b> -L-GB | \$4,800 | CHE-V-48-C- <b>XX</b> -L-GB   | \$5,300 | CHE-V-60-C- <b>XX</b> -L-GB | \$7,600   |     |      |
| Olive Green Paint   | CHE-V-42-C- <b>XX</b> -L-OS | \$4,800 | CHE-V-48-C- <b>XX</b> -L-OS   | \$5,300 | CHE-V-60-C- <b>XX</b> -L-OS | \$7,600   |     |      |
| Duck Egg Blue Paint   | CHE-V-42-C- <b>XX</b> -L-DB | \$4,800 | CHE-V-48-C- <b>XX</b> -L-DB   | \$5,300 | CHE-V-60-C- <b>XX</b> -L-DB | \$7,600   |     |      |
| Light Grey Paint  | CHE-V-42-C- <b>XX</b> -L-LG | \$4,800 | CHE-V-48-C- <b>XX</b> -L-LG   | \$5,300 | CHE-V-60-C- <b>XX</b> -L-LG | \$7,600   |     |      |
| Navy Blue Paint   | CHE-V-42-C- <b>XX</b> -L-NB | \$4,800 | CHE-V-48-C- <b>XX</b> -L-NB   | \$5,300 | CHE-V-60-C- <b>XX</b> -L-NB | \$7,600   |     |      |
| Emerald Paint   | CHE-V-42-C- <b>XX</b> -L-EG | \$4,800 | CHE-V-48-C- <b>XX</b> -L-EG   | \$5,300 | CHE-V-60-C- <b>XX</b> -L-EG | \$7,600   |     |      |
| Dark Grey Paint   | CHE-V-42-C- <b>XX</b> -L-DG | \$4,800 | CHE-V-48-C- <b>XX</b> -L-DG   | \$5,300 | CHE-V-60-C- <b>XX</b> -L-DG | \$7,600   |     |      |
| Black Paint   | CHE-V-42-C- <b>XX</b> -L-BL | \$4,800 | CHE-V-48-C- <b>XX</b> -L-BL   | \$5,300 | CHE-V-60-C- <b>XX</b> -L-BL | \$7,600   |     |      |
| White Oak Wood  | CHE-V-42-C- <b>XX</b> -L-WO | \$5,200 | CHE-V-48-C- <b>XX</b> -L-WO   | \$5,600 | CHE-V-60-C- <b>XX</b> -L-WO | \$8,000   |     |      |
| Walnut Wood   | CHE-V-42-C- <b>XX</b> -L-WA | \$5,200 | CHE-V-48-C- <b>XX</b> -L-WA   | \$5,600 | CHE-V-60-C- <b>XX</b> -L-WA | \$8,000   |     |      |
| <b>XX</b> Is referring to depth. Options are <b>18</b> or <b>21</b>                   |                             |         |   |         |                             |   |     |      |

**Note:** All dimensions are cabinet sizes, not including the countertop.

# Chester Vanity

*Note: Top drawer is a false front, 2nd drawer has a U-shaped plumbing cut out, and 3rd drawer has a scooped back.*

| 60" Double Bowl   |                             |         | 72" Double Bowl  |         |  |
|---|-----------------------------|---------|--|---------|--|
|  |                             |         |  |         |  |
| FINISH  | SKU                         | MSRP    | SKU  | MSRP    |  |
| White Paint   | CHE-V-60-D- <b>XX</b> -L-WH | \$7,000 | CHE-V-72-D- <b>XX</b> -L-WH  | \$7,700 |  |
| Pastel Pink Paint   | CHE-V-60-D- <b>XX</b> -L-PP | \$7,000 | CHE-V-72-D- <b>XX</b> -L-PP  | \$7,700 |  |
| Grey Beige Paint  | CHE-V-60-D- <b>XX</b> -L-GB | \$7,000 | CHE-V-72-D- <b>XX</b> -L-GB  | \$7,700 |  |
| Olive Green Paint   | CHE-V-60-D- <b>XX</b> -L-OS | \$7,000 | CHE-V-72-D- <b>XX</b> -L-OS  | \$7,700 |  |
| Duck Egg Blue Paint   | CHE-V-60-D- <b>XX</b> -L-DB | \$7,000 | CHE-V-72-D- <b>XX</b> -L-DB  | \$7,700 |  |
| Light Grey Paint  | CHE-V-60-D- <b>XX</b> -L-LG | \$7,000 | CHE-V-72-D- <b>XX</b> -L-LG  | \$7,700 |  |
| Navy Blue Paint   | CHE-V-60-D- <b>XX</b> -L-NB | \$7,000 | CHE-V-72-D- <b>XX</b> -L-NB  | \$7,700 |  |
| Emerald Paint   | CHE-V-60-D- <b>XX</b> -L-EG | \$7,000 | CHE-V-72-D- <b>XX</b> -L-EG  | \$7,700 |  |
| Dark Grey Paint   | CHE-V-60-D- <b>XX</b> -L-DG | \$7,000 | CHE-V-72-D- <b>XX</b> -L-DG  | \$7,700 |  |
| Black Paint   | CHE-V-60-D- <b>XX</b> -L-BL | \$7,000 | CHE-V-72-D- <b>XX</b> -L-BL  | \$7,700 |  |
| White Oak Wood  | CHE-V-60-D- <b>XX</b> -L-WO | \$7,400 | CHE-V-72-D- <b>XX</b> -L-WO  | \$8,200 |  |
| Walnut Wood   | CHE-V-60-D- <b>XX</b> -L-WA | \$7,400 | CHE-V-72-D- <b>XX</b> -L-WA  | \$8,200 |  |
| <b>XX</b> Is referring to depth. Options are <b>18</b> or <b>21</b>               |                             |         |  |         |  |

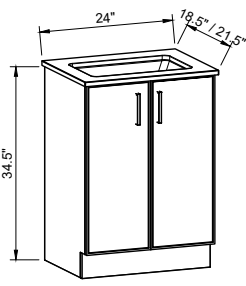
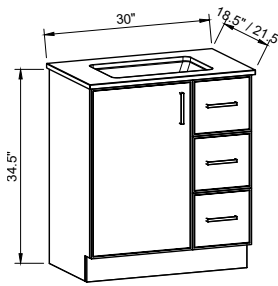
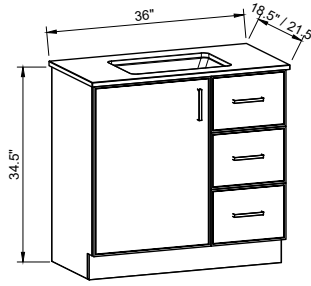


Chester Vanity 30" in Walnut | CHE-V-30-C-18-L-WA | \$4,300 | Square Pull: HW-SQU-G | Arctic White SilkSurface Top: TP-SSU-31-19-C-AW-0 | \$1,400

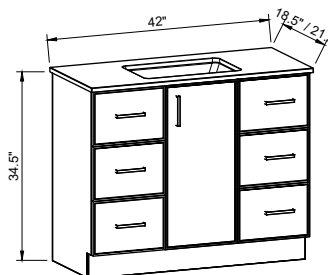
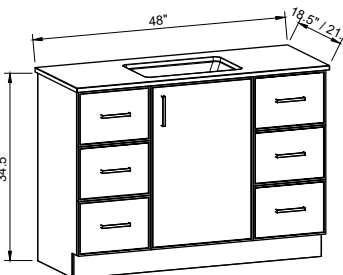
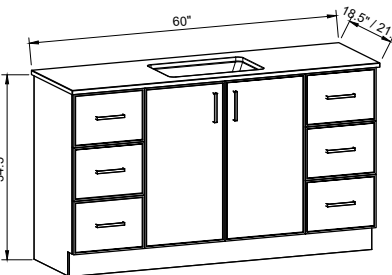
*Note: All dimensions are cabinet sizes, not including the countertop.*

# Natick Floor Standing Vanity

## FLOOR STANDING

| 24" Single Bowl  |                             |         | 30" Single Bowl   |         |  | 36" Single Bowl   |         |  |
|--|-----------------------------|---------|---|---------|--|---|---------|--|
|   |                             |         |  |         |  |  |         |  |
| FINISH   | SKU                         | MSRP    | SKU   | MSRP    |  | SKU   | MSRP    |  |
| White Paint  | NAT-V-24-C- <b>XX</b> -F-WH | \$1,900 | NAT-V-30-C- <b>XX</b> -F-WH- <b>YY</b>  | \$2,700 |  | NAT-V-36-C- <b>XX</b> -F-WH- <b>YY</b>  | \$3,300 |  |
| Pastel Pink Paint  | NAT-V-24-C- <b>XX</b> -F-PP | \$1,900 | NAT-V-30-C- <b>XX</b> -F-PP- <b>YY</b>  | \$2,700 |  | NAT-V-36-C- <b>XX</b> -F-PP- <b>YY</b>  | \$3,300 |  |
| Grey Beige Paint   | NAT-V-24-C- <b>XX</b> -F-GB | \$1,900 | NAT-V-30-C- <b>XX</b> -F-GB- <b>YY</b>  | \$2,700 |  | NAT-V-36-C- <b>XX</b> -F-GB- <b>YY</b>  | \$3,300 |  |
| Olive Green Paint  | NAT-V-24-C- <b>XX</b> -F-OS | \$1,900 | NAT-V-30-C- <b>XX</b> -F-OS- <b>YY</b>  | \$2,700 |  | NAT-V-36-C- <b>XX</b> -F-OS- <b>YY</b>  | \$3,300 |  |
| Duck Egg Blue Paint  | NAT-V-24-C- <b>XX</b> -F-DB | \$1,900 | NAT-V-30-C- <b>XX</b> -F-DB- <b>YY</b>  | \$2,700 |  | NAT-V-36-C- <b>XX</b> -F-DB- <b>YY</b>  | \$3,300 |  |
| Light Grey Paint   | NAT-V-24-C- <b>XX</b> -F-LG | \$1,900 | NAT-V-30-C- <b>XX</b> -F-LG- <b>YY</b>  | \$2,700 |  | NAT-V-36-C- <b>XX</b> -F-LG- <b>YY</b>  | \$3,300 |  |
| Navy Blue Paint  | NAT-V-24-C- <b>XX</b> -F-NB | \$1,900 | NAT-V-30-C- <b>XX</b> -F-NB- <b>YY</b>  | \$2,700 |  | NAT-V-36-C- <b>XX</b> -F-NB- <b>YY</b>  | \$3,300 |  |
| Emerald Paint  | NAT-V-24-C- <b>XX</b> -F-EG | \$1,900 | NAT-V-30-C- <b>XX</b> -F-EG- <b>YY</b>  | \$2,700 |  | NAT-V-36-C- <b>XX</b> -F-EG- <b>YY</b>  | \$3,300 |  |
| Dark Grey Paint  | NAT-V-24-C- <b>XX</b> -F-DG | \$1,900 | NAT-V-30-C- <b>XX</b> -F-DG- <b>YY</b>  | \$2,700 |  | NAT-V-36-C- <b>XX</b> -F-DG- <b>YY</b>  | \$3,300 |  |
| Black Paint  | NAT-V-24-C- <b>XX</b> -F-BL | \$1,900 | NAT-V-30-C- <b>XX</b> -F-BL- <b>YY</b>  | \$2,700 |  | NAT-V-36-C- <b>XX</b> -F-BL- <b>YY</b>  | \$3,300 |  |
| <b>XX</b> Is referring to depth. Options are <b>18</b> or <b>21</b>   <b>YY</b> Is referring to left or right hand drawers. Options are <b>LH</b> or <b>RH</b> , shown in RH |                             |         |   |         |  |   |         |  |

## FLOOR STANDING

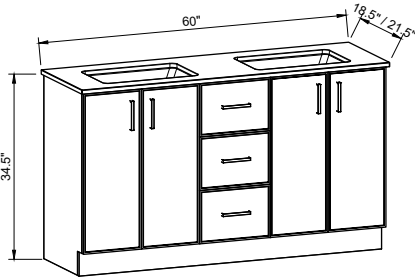
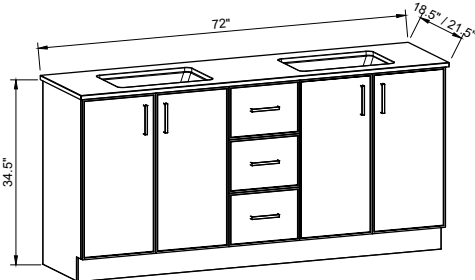
| 42" Single Bowl   |                             |         | 48" Single Bowl   |         |  | 60" Single Bowl   |         |  |
|---|-----------------------------|---------|---|---------|--|---|---------|--|
|  |                             |         |  |         |  |  |         |  |
| FINISH  | SKU                         | MSRP    | SKU   | MSRP    |  | SKU   | MSRP    |  |
| White Paint   | NAT-V-42-C- <b>XX</b> -F-WH | \$5,200 | NAT-V-48-C- <b>XX</b> -F-WH   | \$5,400 |  | NAT-V-60-C- <b>XX</b> -F-WH   | \$5,600 |  |
| Pastel Pink Paint   | NAT-V-42-C- <b>XX</b> -F-PP | \$5,200 | NAT-V-48-C- <b>XX</b> -F-PP   | \$5,400 |  | NAT-V-60-C- <b>XX</b> -F-PP   | \$5,600 |  |
| Grey Beige Paint  | NAT-V-42-C- <b>XX</b> -F-GB | \$5,200 | NAT-V-48-C- <b>XX</b> -F-GB   | \$5,400 |  | NAT-V-60-C- <b>XX</b> -F-GB   | \$5,600 |  |
| Olive Green Paint   | NAT-V-42-C- <b>XX</b> -F-OS | \$5,200 | NAT-V-48-C- <b>XX</b> -F-OS   | \$5,400 |  | NAT-V-60-C- <b>XX</b> -F-OS   | \$5,600 |  |
| Duck Egg Blue Paint   | NAT-V-42-C- <b>XX</b> -F-DB | \$5,200 | NAT-V-48-C- <b>XX</b> -F-DB   | \$5,400 |  | NAT-V-60-C- <b>XX</b> -F-DB   | \$5,600 |  |
| Light Grey Paint  | NAT-V-42-C- <b>XX</b> -F-LG | \$5,200 | NAT-V-48-C- <b>XX</b> -F-LG   | \$5,400 |  | NAT-V-60-C- <b>XX</b> -F-LG   | \$5,600 |  |
| Navy Blue Paint   | NAT-V-42-C- <b>XX</b> -F-NB | \$5,200 | NAT-V-48-C- <b>XX</b> -F-NB   | \$5,400 |  | NAT-V-60-C- <b>XX</b> -F-NB   | \$5,600 |  |
| Emerald Paint   | NAT-V-42-C- <b>XX</b> -F-EG | \$5,200 | NAT-V-48-C- <b>XX</b> -F-EG   | \$5,400 |  | NAT-V-60-C- <b>XX</b> -F-EG   | \$5,600 |  |
| Dark Grey Paint   | NAT-V-42-C- <b>XX</b> -F-DG | \$5,200 | NAT-V-48-C- <b>XX</b> -F-DG   | \$5,400 |  | NAT-V-60-C- <b>XX</b> -F-DG   | \$5,600 |  |
| Black Paint   | NAT-V-42-C- <b>XX</b> -F-BL | \$5,200 | NAT-V-48-C- <b>XX</b> -F-BL   | \$5,400 |  | NAT-V-60-C- <b>XX</b> -F-BL   | \$5,600 |  |
| <b>XX</b> Is referring to depth. Options are <b>18</b> or <b>21</b>                   |                             |         |   |         |  |   |         |  |

*Note: All dimensions are cabinet sizes, not including the countertop.*



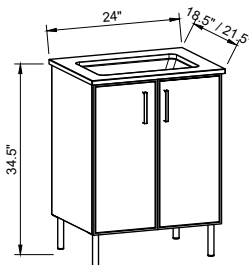
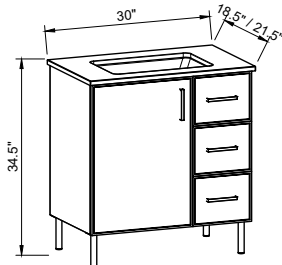
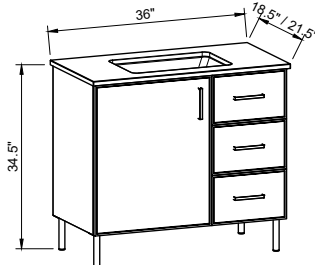
# Natick Floor Standing Vanity

## FLOOR STANDING

| 60" Double Bowl   |                             |         | 72" Double Bowl  |         |  |
|---|-----------------------------|---------|--|---------|--|
|  |                             |         |  |         |  |
| FINISH  | SKU                         | MSRP    | SKU  | MSRP    |  |
| White Paint   | NAT-V-60-D- <b>XX</b> -F-WH | \$5,300 | NAT-V-72-D- <b>XX</b> -F-WH  | \$5,700 |  |
| Pastel Pink Paint   | NAT-V-60-D- <b>XX</b> -F-PP | \$5,300 | NAT-V-72-D- <b>XX</b> -F-PP  | \$5,700 |  |
| Grey Beige Paint  | NAT-V-60-D- <b>XX</b> -F-GB | \$5,300 | NAT-V-72-D- <b>XX</b> -F-GB  | \$5,700 |  |
| Olive Green Paint   | NAT-V-60-D- <b>XX</b> -F-OS | \$5,300 | NAT-V-72-D- <b>XX</b> -F-OS  | \$5,700 |  |
| Duck Egg Blue Paint   | NAT-V-60-D- <b>XX</b> -F-DB | \$5,300 | NAT-V-72-D- <b>XX</b> -F-DB  | \$5,700 |  |
| Light Grey Paint  | NAT-V-60-D- <b>XX</b> -F-LG | \$5,300 | NAT-V-72-D- <b>XX</b> -F-LG  | \$5,700 |  |
| Navy Blue Paint   | NAT-V-60-D- <b>XX</b> -F-NB | \$5,300 | NAT-V-72-D- <b>XX</b> -F-NB  | \$5,700 |  |
| Emerald Paint   | NAT-V-60-D- <b>XX</b> -F-EG | \$5,300 | NAT-V-72-D- <b>XX</b> -F-EG  | \$5,700 |  |
| Dark Grey Paint   | NAT-V-60-D- <b>XX</b> -F-DG | \$5,300 | NAT-V-72-D- <b>XX</b> -F-DG  | \$5,700 |  |
| Black Paint   | NAT-V-60-D- <b>XX</b> -F-BL | \$5,300 | NAT-V-72-D- <b>XX</b> -F-BL  | \$5,700 |  |
| <b>XX</b> Is referring to depth. Options are <b>18</b> or <b>21</b>               |                             |         |  |         |  |

# Natick on Legs/Freestanding Vanity

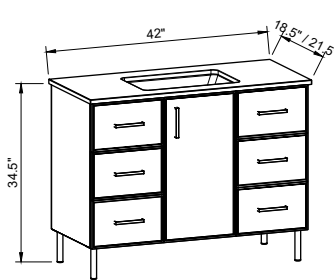
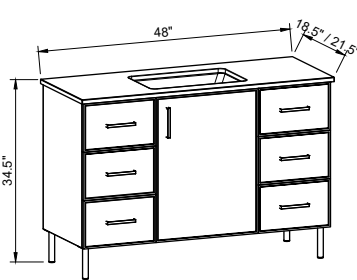
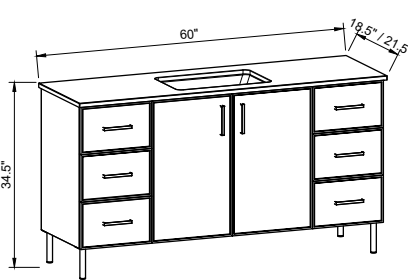
## LEGS/FREESTANDING

| 24" Single Bowl  |                             |         | 30" Single Bowl   |         |  | 36" Single Bowl   |  |  |
|--|-----------------------------|---------|---|---------|--|---|--|--|
|   |                             |         |  |         |  |  |  |  |
| FINISH   | SKU                         | MSRP    | SKU   | MSRP    | SKU                                    | MSRP  |  |  |
| White Paint  | NAT-V-24-C- <b>XX</b> -L-WH | \$1,900 | NAT-V-30-C- <b>XX</b> -L-WH- <b>YY</b>  | \$2,700 | NAT-V-36-C- <b>XX</b> -L-WH- <b>YY</b> | \$3,300   |  |  |
| Pastel Pink Paint  | NAT-V-24-C- <b>XX</b> -L-PP | \$1,900 | NAT-V-30-C- <b>XX</b> -L-PP- <b>YY</b>  | \$2,700 | NAT-V-36-C- <b>XX</b> -L-PP- <b>YY</b> | \$3,300   |  |  |
| Grey Beige Paint   | NAT-V-24-C- <b>XX</b> -L-GB | \$1,900 | NAT-V-30-C- <b>XX</b> -L-GB- <b>YY</b>  | \$2,700 | NAT-V-36-C- <b>XX</b> -L-GB- <b>YY</b> | \$3,300   |  |  |
| Olive Green Paint  | NAT-V-24-C- <b>XX</b> -L-OS | \$1,900 | NAT-V-30-C- <b>XX</b> -L-OS- <b>YY</b>  | \$2,700 | NAT-V-36-C- <b>XX</b> -L-OS- <b>YY</b> | \$3,300   |  |  |
| Duck Egg Blue Paint  | NAT-V-24-C- <b>XX</b> -L-DB | \$1,900 | NAT-V-30-C- <b>XX</b> -L-DB- <b>YY</b>  | \$2,700 | NAT-V-36-C- <b>XX</b> -L-DB- <b>YY</b> | \$3,300   |  |  |
| Light Grey Paint   | NAT-V-24-C- <b>XX</b> -L-LG | \$1,900 | NAT-V-30-C- <b>XX</b> -L-LG- <b>YY</b>  | \$2,700 | NAT-V-36-C- <b>XX</b> -L-LG- <b>YY</b> | \$3,300   |  |  |
| Navy Blue Paint  | NAT-V-24-C- <b>XX</b> -L-NB | \$1,900 | NAT-V-30-C- <b>XX</b> -L-NB- <b>YY</b>  | \$2,700 | NAT-V-36-C- <b>XX</b> -L-NB- <b>YY</b> | \$3,300   |  |  |
| Emerald Paint  | NAT-V-24-C- <b>XX</b> -L-EG | \$1,900 | NAT-V-30-C- <b>XX</b> -L-EG- <b>YY</b>  | \$2,700 | NAT-V-36-C- <b>XX</b> -L-EG- <b>YY</b> | \$3,300   |  |  |
| Dark Grey Paint  | NAT-V-24-C- <b>XX</b> -L-DG | \$1,900 | NAT-V-30-C- <b>XX</b> -L-DG- <b>YY</b>  | \$2,700 | NAT-V-36-C- <b>XX</b> -L-DG- <b>YY</b> | \$3,300   |  |  |
| Black Paint  | NAT-V-24-C- <b>XX</b> -L-BL | \$1,900 | NAT-V-30-C- <b>XX</b> -L-BL- <b>YY</b>  | \$2,700 | NAT-V-36-C- <b>XX</b> -L-BL- <b>YY</b> | \$3,300   |  |  |
| <b>XX</b> Is referring to depth. Options are <b>18</b> or <b>21</b>   <b>YY</b> Is referring to left or right hand drawers. Options are <b>LH</b> or <b>RH</b> , shown in RH |                             |         |   |         |  |   |  |  |

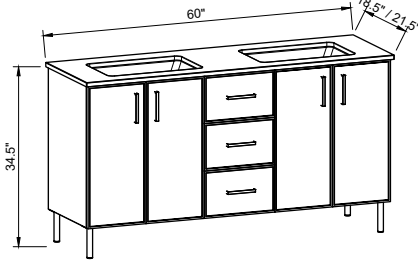
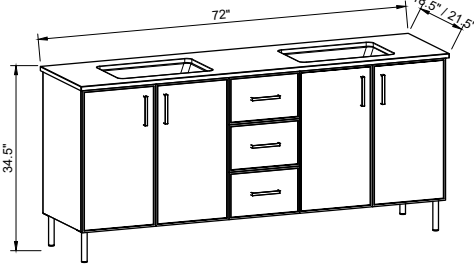
*Note: All dimensions are cabinet sizes, not including the countertop.*

# Natick on Legs/Freestanding Vanity

## LEGS/FREESTANDING

| 42" Single Bowl   |                             |         | 48" Single Bowl   |         | 60" Single Bowl   |         |
|---|-----------------------------|---------|---|---------|---|---------|
|  |                             |         |  |         |  |         |
| FINISH  | SKU                         | MSRP    | SKU   | MSRP    | SKU   | MSRP    |
| White Paint   | NAT-V-42-C- <b>XX</b> -L-WH | \$5,200 | NAT-V-48-C- <b>XX</b> -L-WH   | \$5,400 | NAT-V-60-C- <b>XX</b> -L-WH   | \$5,600 |
| Pastel Pink Paint   | NAT-V-42-C- <b>XX</b> -L-PP | \$5,200 | NAT-V-48-C- <b>XX</b> -L-PP   | \$5,400 | NAT-V-60-C- <b>XX</b> -L-PP   | \$5,600 |
| Grey Beige Paint  | NAT-V-42-C- <b>XX</b> -L-GB | \$5,200 | NAT-V-48-C- <b>XX</b> -L-GB   | \$5,400 | NAT-V-60-C- <b>XX</b> -L-GB   | \$5,600 |
| Olive Green Paint   | NAT-V-42-C- <b>XX</b> -L-OS | \$5,200 | NAT-V-48-C- <b>XX</b> -L-OS   | \$5,400 | NAT-V-60-C- <b>XX</b> -L-OS   | \$5,600 |
| Duck Egg Blue Paint   | NAT-V-42-C- <b>XX</b> -L-DB | \$5,200 | NAT-V-48-C- <b>XX</b> -L-DB   | \$5,400 | NAT-V-60-C- <b>XX</b> -L-DB   | \$5,600 |
| Light Grey Paint  | NAT-V-42-C- <b>XX</b> -L-LG | \$5,200 | NAT-V-48-C- <b>XX</b> -L-LG   | \$5,400 | NAT-V-60-C- <b>XX</b> -L-LG   | \$5,600 |
| Navy Blue Paint   | NAT-V-42-C- <b>XX</b> -L-NB | \$5,200 | NAT-V-48-C- <b>XX</b> -L-NB   | \$5,400 | NAT-V-60-C- <b>XX</b> -L-NB   | \$5,600 |
| Emerald Paint   | NAT-V-42-C- <b>XX</b> -L-EG | \$5,200 | NAT-V-48-C- <b>XX</b> -L-EG   | \$5,400 | NAT-V-60-C- <b>XX</b> -L-EG   | \$5,600 |
| Dark Grey Paint   | NAT-V-42-C- <b>XX</b> -L-DG | \$5,200 | NAT-V-48-C- <b>XX</b> -L-DG   | \$5,400 | NAT-V-60-C- <b>XX</b> -L-DG   | \$5,600 |
| Black Paint   | NAT-V-42-C- <b>XX</b> -L-BL | \$5,200 | NAT-V-48-C- <b>XX</b> -L-BL   | \$5,400 | NAT-V-60-C- <b>XX</b> -L-BL   | \$5,600 |
| XX is referring to depth. Options are 18 or 21                                      |                             |         |   |         |   |         |

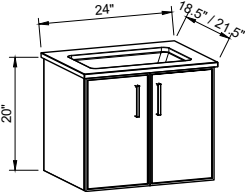
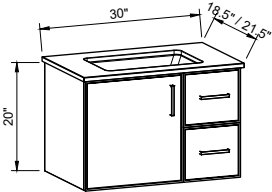
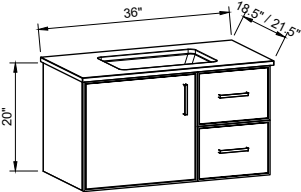
## LEGS/FREESTANDING

| 60" Double Bowl   |                             |         | 72" Double Bowl   |         |  |
|---|-----------------------------|---------|---|---------|--|
|  |                             |         |  |         |  |
| FINISH  | SKU                         | MSRP    | SKU   | MSRP    |  |
| White Paint   | NAT-V-60-D- <b>XX</b> -L-WH | \$5,300 | NAT-V-72-D- <b>XX</b> -L-WH   | \$5,700 |  |
| Pastel Pink Paint   | NAT-V-60-D- <b>XX</b> -L-PP | \$5,300 | NAT-V-72-D- <b>XX</b> -L-PP   | \$5,700 |  |
| Grey Beige Paint  | NAT-V-60-D- <b>XX</b> -L-GB | \$5,300 | NAT-V-72-D- <b>XX</b> -L-GB   | \$5,700 |  |
| Olive Green Paint   | NAT-V-60-D- <b>XX</b> -L-OS | \$5,300 | NAT-V-72-D- <b>XX</b> -L-OS   | \$5,700 |  |
| Duck Egg Blue Paint   | NAT-V-60-D- <b>XX</b> -L-DB | \$5,300 | NAT-V-72-D- <b>XX</b> -L-DB   | \$5,700 |  |
| Light Grey Paint  | NAT-V-60-D- <b>XX</b> -L-LG | \$5,300 | NAT-V-72-D- <b>XX</b> -L-LG   | \$5,700 |  |
| Navy Blue Paint   | NAT-V-60-D- <b>XX</b> -L-NB | \$5,300 | NAT-V-72-D- <b>XX</b> -L-NB   | \$5,700 |  |
| Emerald Paint   | NAT-V-60-D- <b>XX</b> -L-EG | \$5,300 | NAT-V-72-D- <b>XX</b> -L-EG   | \$5,700 |  |
| Dark Grey Paint   | NAT-V-60-D- <b>XX</b> -L-DG | \$5,300 | NAT-V-72-D- <b>XX</b> -L-DG   | \$5,700 |  |
| Black Paint   | NAT-V-60-D- <b>XX</b> -L-BL | \$5,300 | NAT-V-72-D- <b>XX</b> -L-BL   | \$5,700 |  |
| <b>XX</b> Is referring to depth. Options are <b>18</b> or <b>21</b>                   |                             |         |   |         |  |

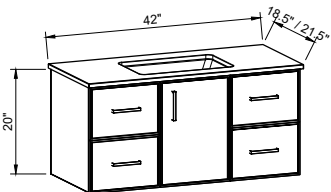
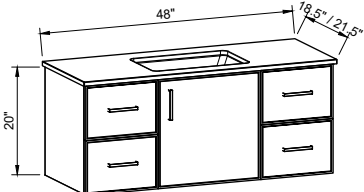
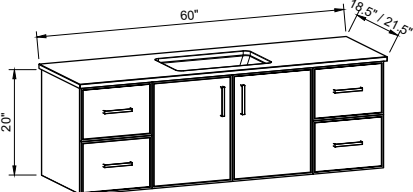
*Note: All dimensions are cabinet sizes, not including the countertop.*

# Natick Wall Hung Vanity

## WALL HUNG

| 24" Single Bowl  |                             |         | 30" Single Bowl   |         |  | 36" Single Bowl   |     |      |
|--|-----------------------------|---------|---|---------|--|---|-----|------|
|   |                             |         |  |         |  |  |     |      |
| FINISH   | SKU                         | MSRP    | SKU   | MSRP    | SKU                                    | MSRP  | SKU | MSRP |
| White Paint  | NAT-V-24-C- <b>XX</b> -W-WH | \$1,700 | NAT-V-30-C- <b>XX</b> -W-WH- <b>YY</b>  | \$2,400 | NAT-V-36-C- <b>XX</b> -W-WH- <b>YY</b> | \$2,600   |     |      |
| Pastel Pink Paint  | NAT-V-24-C- <b>XX</b> -W-PP | \$1,700 | NAT-V-30-C- <b>XX</b> -W-PP- <b>YY</b>  | \$2,400 | NAT-V-36-C- <b>XX</b> -W-PP- <b>YY</b> | \$2,600   |     |      |
| Grey Beige Paint   | NAT-V-24-C- <b>XX</b> -W-GB | \$1,700 | NAT-V-30-C- <b>XX</b> -W-GB- <b>YY</b>  | \$2,400 | NAT-V-36-C- <b>XX</b> -W-GB- <b>YY</b> | \$2,600   |     |      |
| Olive Green Paint  | NAT-V-24-C- <b>XX</b> -W-OS | \$1,700 | NAT-V-30-C- <b>XX</b> -W-OS- <b>YY</b>  | \$2,400 | NAT-V-36-C- <b>XX</b> -W-OS- <b>YY</b> | \$2,600   |     |      |
| Duck Egg Blue Paint  | NAT-V-24-C- <b>XX</b> -W-DB | \$1,700 | NAT-V-30-C- <b>XX</b> -W-DB- <b>YY</b>  | \$2,400 | NAT-V-36-C- <b>XX</b> -W-DB- <b>YY</b> | \$2,600   |     |      |
| Light Grey Paint   | NAT-V-24-C- <b>XX</b> -W-LG | \$1,700 | NAT-V-30-C- <b>XX</b> -W-LG- <b>YY</b>  | \$2,400 | NAT-V-36-C- <b>XX</b> -W-LG- <b>YY</b> | \$2,600   |     |      |
| Navy Blue Paint  | NAT-V-24-C- <b>XX</b> -W-NB | \$1,700 | NAT-V-30-C- <b>XX</b> -W-NB- <b>YY</b>  | \$2,400 | NAT-V-36-C- <b>XX</b> -W-NB- <b>YY</b> | \$2,600   |     |      |
| Emerald Paint  | NAT-V-24-C- <b>XX</b> -W-EG | \$1,700 | NAT-V-30-C- <b>XX</b> -W-EG- <b>YY</b>  | \$2,400 | NAT-V-36-C- <b>XX</b> -W-EG- <b>YY</b> | \$2,600   |     |      |
| Dark Grey Paint  | NAT-V-24-C- <b>XX</b> -W-DG | \$1,700 | NAT-V-30-C- <b>XX</b> -W-DG- <b>YY</b>  | \$2,400 | NAT-V-36-C- <b>XX</b> -W-DG- <b>YY</b> | \$2,600   |     |      |
| Black Paint  | NAT-V-24-C- <b>XX</b> -W-BL | \$1,700 | NAT-V-30-C- <b>XX</b> -W-BL- <b>YY</b>  | \$2,400 | NAT-V-36-C- <b>XX</b> -W-BL- <b>YY</b> | \$2,600   |     |      |
| <b>XX</b> Is referring to depth. Options are <b>18</b> or <b>21</b>   <b>YY</b> Is referring to left or right hand drawers. Options are <b>LH</b> or <b>RH</b> , shown in RH |                             |         |   |         |  |   |     |      |

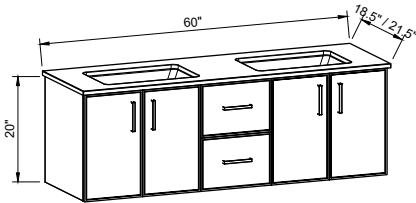
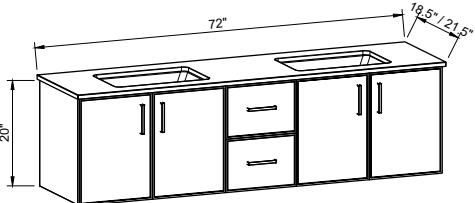
## WALL HUNG

| 42" Single Bowl   |                             |         | 48" Single Bowl  |         |                             | 60" Single Bowl   |     |      |
|---|-----------------------------|---------|--|---------|-----------------------------|---|-----|------|
|  |                             |         |  |         |                             |  |     |      |
| FINISH  | SKU                         | MSRP    | SKU  | MSRP    | SKU                         | MSRP  | SKU | MSRP |
| White Paint   | NAT-V-42-C- <b>XX</b> -W-WH | \$3,900 | NAT-V-48-C- <b>XX</b> -W-WH  | \$4,100 | NAT-V-60-C- <b>XX</b> -W-WH | \$4,300   |     |      |
| Pastel Pink Paint   | NAT-V-42-C- <b>XX</b> -W-PP | \$3,900 | NAT-V-48-C- <b>XX</b> -W-PP  | \$4,100 | NAT-V-60-C- <b>XX</b> -W-PP | \$4,300   |     |      |
| Grey Beige Paint  | NAT-V-42-C- <b>XX</b> -W-GB | \$3,900 | NAT-V-48-C- <b>XX</b> -W-GB  | \$4,100 | NAT-V-60-C- <b>XX</b> -W-GB | \$4,300   |     |      |
| Olive Green Paint   | NAT-V-42-C- <b>XX</b> -W-OS | \$3,900 | NAT-V-48-C- <b>XX</b> -W-OS  | \$4,100 | NAT-V-60-C- <b>XX</b> -W-OS | \$4,300   |     |      |
| Duck Egg Blue Paint   | NAT-V-42-C- <b>XX</b> -W-DB | \$3,900 | NAT-V-48-C- <b>XX</b> -W-DB  | \$4,100 | NAT-V-60-C- <b>XX</b> -W-DB | \$4,300   |     |      |
| Light Grey Paint  | NAT-V-42-C- <b>XX</b> -W-LG | \$3,900 | NAT-V-48-C- <b>XX</b> -W-LG  | \$4,100 | NAT-V-60-C- <b>XX</b> -W-LG | \$4,300   |     |      |
| Navy Blue Paint   | NAT-V-42-C- <b>XX</b> -W-NB | \$3,900 | NAT-V-48-C- <b>XX</b> -W-NB  | \$4,100 | NAT-V-60-C- <b>XX</b> -W-NB | \$4,300   |     |      |
| Emerald Paint   | NAT-V-42-C- <b>XX</b> -W-EG | \$3,900 | NAT-V-48-C- <b>XX</b> -W-EG  | \$4,100 | NAT-V-60-C- <b>XX</b> -W-EG | \$4,300   |     |      |
| Dark Grey Paint   | NAT-V-42-C- <b>XX</b> -W-DG | \$3,900 | NAT-V-48-C- <b>XX</b> -W-DG  | \$4,100 | NAT-V-60-C- <b>XX</b> -W-DG | \$4,300   |     |      |
| Black Paint   | NAT-V-42-C- <b>XX</b> -W-BL | \$3,900 | NAT-V-48-C- <b>XX</b> -W-BL  | \$4,100 | NAT-V-60-C- <b>XX</b> -W-BL | \$4,300   |     |      |
| <b>XX</b> Is referring to depth. Options are <b>18</b> or <b>21</b>                 |                             |         |  |         |                             |   |     |      |

*Note: All dimensions are cabinet sizes, not including the countertop.*

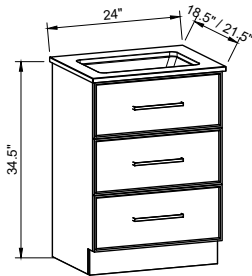
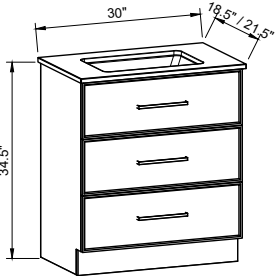
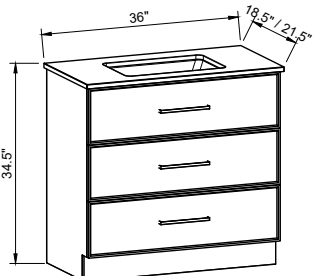
# Natick Wall Hung Vanity

## WALL HUNG

| 60" Double Bowl   |                             |         | 72" Double Bowl   |         |     |
|---|-----------------------------|---------|---|---------|-----|
|  |                             |         |  |         |     |
| FINISH  | SKU                         | MSRP    | SKU   | MSRP    | SKU |
| White Paint   | NAT-V-60-D- <b>XX</b> -W-WH | \$4,200 | NAT-V-72-D- <b>XX</b> -W-WH   | \$4,600 |     |
| Pastel Pink Paint   | NAT-V-60-D- <b>XX</b> -W-PP | \$4,200 | NAT-V-72-D- <b>XX</b> -W-PP   | \$4,600 |     |
| Grey Beige Paint  | NAT-V-60-D- <b>XX</b> -W-GB | \$4,200 | NAT-V-72-D- <b>XX</b> -W-GB   | \$4,600 |     |
| Olive Green Paint   | NAT-V-60-D- <b>XX</b> -W-OS | \$4,200 | NAT-V-72-D- <b>XX</b> -W-OS   | \$4,600 |     |
| Duck Egg Blue Paint   | NAT-V-60-D- <b>XX</b> -W-DB | \$4,200 | NAT-V-72-D- <b>XX</b> -W-DB   | \$4,600 |     |
| Light Grey Paint  | NAT-V-60-D- <b>XX</b> -W-LG | \$4,200 | NAT-V-72-D- <b>XX</b> -W-LG   | \$4,600 |     |
| Navy Blue Paint   | NAT-V-60-D- <b>XX</b> -W-NB | \$4,200 | NAT-V-72-D- <b>XX</b> -W-NB   | \$4,600 |     |
| Emerald Paint   | NAT-V-60-D- <b>XX</b> -W-EG | \$4,200 | NAT-V-72-D- <b>XX</b> -W-EG   | \$4,600 |     |
| Dark Grey Paint   | NAT-V-60-D- <b>XX</b> -W-DG | \$4,200 | NAT-V-72-D- <b>XX</b> -W-DG   | \$4,600 |     |
| Black Paint   | NAT-V-60-D- <b>XX</b> -W-BL | \$4,200 | NAT-V-72-D- <b>XX</b> -W-BL   | \$4,600 |     |
| <b>XX</b> Is referring to depth. Options are <b>18</b> or <b>21</b>                 |                             |         |   |         |     |

# Roxbury Floor Standing Vanity

## FLOOR STANDING

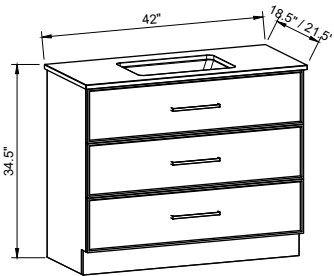
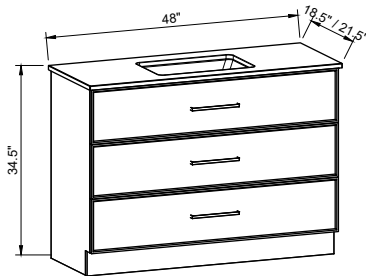
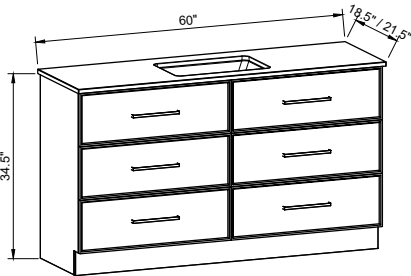
| 24" Single Bowl   |                             |         | 30" Single Bowl   |         |                             | 36" Single Bowl   |     |      |
|---|-----------------------------|---------|---|---------|-----------------------------|---|-----|------|
|  |                             |         |  |         |                             |  |     |      |
| FINISH  | SKU                         | MSRP    | SKU   | MSRP    | SKU                         | MSRP  | SKU | MSRP |
| White Paint   | ROX-V-24-C- <b>XX</b> -F-WH | \$3,300 | ROX-V-30-C- <b>XX</b> -F-WH   | \$3,800 | ROX-V-36-C- <b>XX</b> -F-WH | \$4,200   |     |      |
| Pastel Pink Paint   | ROX-V-24-C- <b>XX</b> -F-PP | \$3,300 | ROX-V-30-C- <b>XX</b> -F-PP   | \$3,800 | ROX-V-36-C- <b>XX</b> -F-PP | \$4,200   |     |      |
| Grey Beige Paint  | ROX-V-24-C- <b>XX</b> -F-GB | \$3,300 | ROX-V-30-C- <b>XX</b> -F-GB   | \$3,800 | ROX-V-36-C- <b>XX</b> -F-GB | \$4,200   |     |      |
| Olive Green Paint   | ROX-V-24-C- <b>XX</b> -F-OS | \$3,300 | ROX-V-30-C- <b>XX</b> -F-OS   | \$3,800 | ROX-V-36-C- <b>XX</b> -F-OS | \$4,200   |     |      |
| Duck Egg Blue Paint   | ROX-V-24-C- <b>XX</b> -F-DB | \$3,300 | ROX-V-30-C- <b>XX</b> -F-DB   | \$3,800 | ROX-V-36-C- <b>XX</b> -F-DB | \$4,200   |     |      |
| Light Grey Paint  | ROX-V-24-C- <b>XX</b> -F-LG | \$3,300 | ROX-V-30-C- <b>XX</b> -F-LG   | \$3,800 | ROX-V-36-C- <b>XX</b> -F-LG | \$4,200   |     |      |
| Navy Blue Paint   | ROX-V-24-C- <b>XX</b> -F-NB | \$3,300 | ROX-V-30-C- <b>XX</b> -F-NB   | \$3,800 | ROX-V-36-C- <b>XX</b> -F-NB | \$4,200   |     |      |
| Emerald Paint   | ROX-V-24-C- <b>XX</b> -F-EG | \$3,300 | ROX-V-30-C- <b>XX</b> -F-EG   | \$3,800 | ROX-V-36-C- <b>XX</b> -F-EG | \$4,200   |     |      |
| Dark Grey Paint   | ROX-V-24-C- <b>XX</b> -F-DG | \$3,300 | ROX-V-30-C- <b>XX</b> -F-DG   | \$3,800 | ROX-V-36-C- <b>XX</b> -F-DG | \$4,200   |     |      |
| Black Paint   | ROX-V-24-C- <b>XX</b> -F-BL | \$3,300 | ROX-V-30-C- <b>XX</b> -F-BL   | \$3,800 | ROX-V-36-C- <b>XX</b> -F-BL | \$4,200   |     |      |
| <b>XX</b> Is referring to depth. Options are <b>18</b> or <b>21</b>                   |                             |         |   |         |                             |   |     |      |

*Note: All dimensions are cabinet sizes, not including the countertop.*

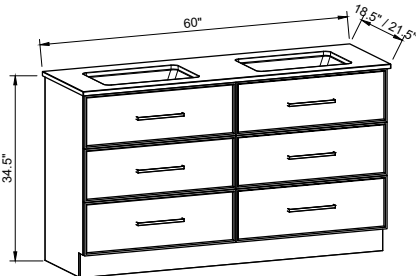
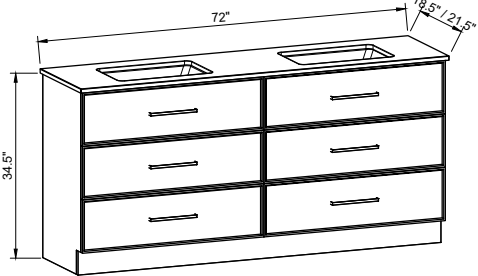


# Roxbury Floor Standing Vanity

## FLOOR STANDING

| 42" Single Bowl   |                             |         | 48" Single Bowl  |         |                             | 60" Single Bowl   |  |  |
|---|-----------------------------|---------|--|---------|-----------------------------|---|--|--|
|  |                             |         |  |         |                             |  |  |  |
| FINISH  | SKU                         | MSRP    | SKU  | MSRP    | SKU                         | MSRP  |  |  |
| White Paint   | ROX-V-42-C- <b>XX</b> -F-WH | \$4,700 | ROX-V-48-C- <b>XX</b> -F-WH  | \$5,200 | ROX-V-60-C- <b>XX</b> -F-WH | \$6,900   |  |  |
| Pastel Pink Paint   | ROX-V-42-C- <b>XX</b> -F-PP | \$4,700 | ROX-V-48-C- <b>XX</b> -F-PP  | \$5,200 | ROX-V-60-C- <b>XX</b> -F-PP | \$6,900   |  |  |
| Grey Beige Paint  | ROX-V-42-C- <b>XX</b> -F-GB | \$4,700 | ROX-V-48-C- <b>XX</b> -F-GB  | \$5,200 | ROX-V-60-C- <b>XX</b> -F-GB | \$6,900   |  |  |
| Olive Green Paint   | ROX-V-42-C- <b>XX</b> -F-OS | \$4,700 | ROX-V-48-C- <b>XX</b> -F-OS  | \$5,200 | ROX-V-60-C- <b>XX</b> -F-OS | \$6,900   |  |  |
| Duck Egg Blue Paint   | ROX-V-42-C- <b>XX</b> -F-DB | \$4,700 | ROX-V-48-C- <b>XX</b> -F-DB  | \$5,200 | ROX-V-60-C- <b>XX</b> -F-DB | \$6,900   |  |  |
| Light Grey Paint  | ROX-V-42-C- <b>XX</b> -F-LG | \$4,700 | ROX-V-48-C- <b>XX</b> -F-LG  | \$5,200 | ROX-V-60-C- <b>XX</b> -F-LG | \$6,900   |  |  |
| Navy Blue Paint   | ROX-V-42-C- <b>XX</b> -F-NB | \$4,700 | ROX-V-48-C- <b>XX</b> -F-NB  | \$5,200 | ROX-V-60-C- <b>XX</b> -F-NB | \$6,900   |  |  |
| Emerald Paint   | ROX-V-42-C- <b>XX</b> -F-EG | \$4,700 | ROX-V-48-C- <b>XX</b> -F-EG  | \$5,200 | ROX-V-60-C- <b>XX</b> -F-EG | \$6,900   |  |  |
| Dark Grey Paint   | ROX-V-42-C- <b>XX</b> -F-DG | \$4,700 | ROX-V-48-C- <b>XX</b> -F-DG  | \$5,200 | ROX-V-60-C- <b>XX</b> -F-DG | \$6,900   |  |  |
| Black Paint   | ROX-V-42-C- <b>XX</b> -F-BL | \$4,700 | ROX-V-48-C- <b>XX</b> -F-BL  | \$5,200 | ROX-V-60-C- <b>XX</b> -F-BL | \$6,900   |  |  |
| XX is referring to depth. Options are 18 or 21                                    |                             |         |  |         |                             |   |  |  |

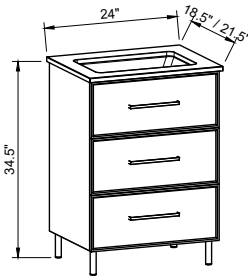
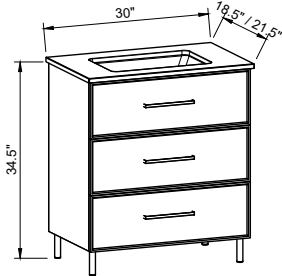
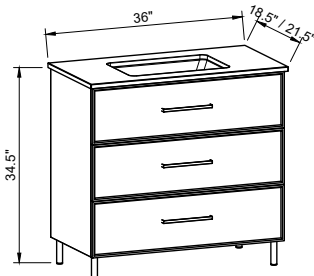
## FLOOR STANDING

| 60" Double Bowl   |                             |         | 72" Double Bowl  |         |  |
|---|-----------------------------|---------|--|---------|--|
|  |                             |         |  |         |  |
| FINISH  | SKU                         | MSRP    | SKU  | MSRP    |  |
| White Paint   | ROX-V-60-D- <b>XX</b> -F-WH | \$6,900 | ROX-V-72-D- <b>XX</b> -F-WH  | \$7,800 |  |
| Pastel Pink Paint   | ROX-V-60-D- <b>XX</b> -F-PP | \$6,900 | ROX-V-72-D- <b>XX</b> -F-PP  | \$7,800 |  |
| Grey Beige Paint  | ROX-V-60-D- <b>XX</b> -F-GB | \$6,900 | ROX-V-72-D- <b>XX</b> -F-GB  | \$7,800 |  |
| Olive Green Paint   | ROX-V-60-D- <b>XX</b> -F-OS | \$6,900 | ROX-V-72-D- <b>XX</b> -F-OS  | \$7,800 |  |
| Duck Egg Blue Paint   | ROX-V-60-D- <b>XX</b> -F-DB | \$6,900 | ROX-V-72-D- <b>XX</b> -F-DB  | \$7,800 |  |
| Light Grey Paint  | ROX-V-60-D- <b>XX</b> -F-LG | \$6,900 | ROX-V-72-D- <b>XX</b> -F-LG  | \$7,800 |  |
| Navy Blue Paint   | ROX-V-60-D- <b>XX</b> -F-NB | \$6,900 | ROX-V-72-D- <b>XX</b> -F-NB  | \$7,800 |  |
| Emerald Paint   | ROX-V-60-D- <b>XX</b> -F-EG | \$6,900 | ROX-V-72-D- <b>XX</b> -F-EG  | \$7,800 |  |
| Dark Grey Paint   | ROX-V-60-D- <b>XX</b> -F-DG | \$6,900 | ROX-V-72-D- <b>XX</b> -F-DG  | \$7,800 |  |
| Black Paint   | ROX-V-60-D- <b>XX</b> -F-BL | \$6,900 | ROX-V-72-D- <b>XX</b> -F-BL  | \$7,800 |  |
| <b>XX</b> Is referring to depth. Options are <b>18</b> or <b>21</b>                 |                             |         |  |         |  |

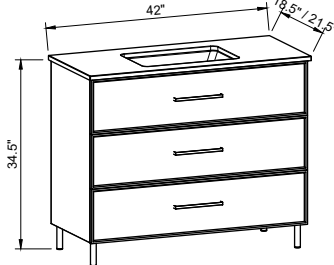
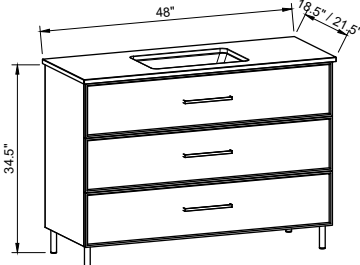
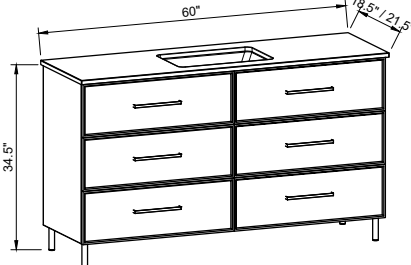
*Note: All dimensions are cabinet sizes, not including the countertop.*

# Roxbury on Legs/Freestanding Vanity

## LEGS/FREESTANDING

| 24" Single Bowl   |                             |         | 30" Single Bowl   |         |                             | 36" Single Bowl   |  |  |
|---|-----------------------------|---------|---|---------|-----------------------------|---|--|--|
|  |                             |         |  |         |                             |  |  |  |
| FINISH  | SKU                         | MSRP    | SKU   | MSRP    | SKU                         | MSRP  |  |  |
| White Paint   | ROX-V-24-C- <b>XX</b> -L-WH | \$3,300 | ROX-V-30-C- <b>XX</b> -L-WH   | \$3,800 | ROX-V-36-C- <b>XX</b> -L-WH | \$4,200   |  |  |
| Pastel Pink Paint   | ROX-V-24-C- <b>XX</b> -L-PP | \$3,300 | ROX-V-30-C- <b>XX</b> -L-PP   | \$3,800 | ROX-V-36-C- <b>XX</b> -L-PP | \$4,200   |  |  |
| Grey Beige Paint  | ROX-V-24-C- <b>XX</b> -L-GB | \$3,300 | ROX-V-30-C- <b>XX</b> -L-GB   | \$3,800 | ROX-V-36-C- <b>XX</b> -L-GB | \$4,200   |  |  |
| Olive Green Paint   | ROX-V-24-C- <b>XX</b> -L-OS | \$3,300 | ROX-V-30-C- <b>XX</b> -L-OS   | \$3,800 | ROX-V-36-C- <b>XX</b> -L-OS | \$4,200   |  |  |
| Duck Egg Blue Paint   | ROX-V-24-C- <b>XX</b> -L-DB | \$3,300 | ROX-V-30-C- <b>XX</b> -L-DB   | \$3,800 | ROX-V-36-C- <b>XX</b> -L-DB | \$4,200   |  |  |
| Light Grey Paint  | ROX-V-24-C- <b>XX</b> -L-LG | \$3,300 | ROX-V-30-C- <b>XX</b> -L-LG   | \$3,800 | ROX-V-36-C- <b>XX</b> -L-LG | \$4,200   |  |  |
| Navy Blue Paint   | ROX-V-24-C- <b>XX</b> -L-NB | \$3,300 | ROX-V-30-C- <b>XX</b> -L-NB   | \$3,800 | ROX-V-36-C- <b>XX</b> -L-NB | \$4,200   |  |  |
| Emerald Paint   | ROX-V-24-C- <b>XX</b> -L-EG | \$3,300 | ROX-V-30-C- <b>XX</b> -L-EG   | \$3,800 | ROX-V-36-C- <b>XX</b> -L-EG | \$4,200   |  |  |
| Dark Grey Paint   | ROX-V-24-C- <b>XX</b> -L-DG | \$3,300 | ROX-V-30-C- <b>XX</b> -L-DG   | \$3,800 | ROX-V-36-C- <b>XX</b> -L-DG | \$4,200   |  |  |
| Black Paint   | ROX-V-24-C- <b>XX</b> -L-BL | \$3,300 | ROX-V-30-C- <b>XX</b> -L-BL   | \$3,800 | ROX-V-36-C- <b>XX</b> -L-BL | \$4,200   |  |  |
| XX Is referring to depth. Options are 18 or 21                                      |                             |         |   |         |                             |   |  |  |

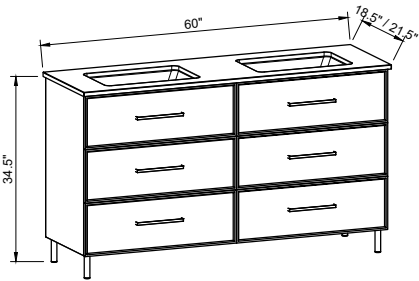
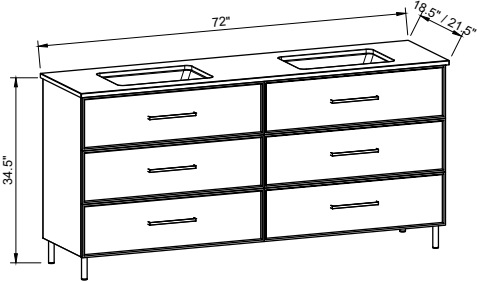
## LEGS/FREESTANDING

| 42" Single Bowl   |                             |         | 48" Single Bowl   |         | 60" Single Bowl   |         |
|---|-----------------------------|---------|---|---------|---|---------|
|  |                             |         |  |         |  |         |
| FINISH  | SKU                         | MSRP    | SKU   | MSRP    | SKU   | MSRP    |
| White Paint   | ROX-V-42-C- <b>XX</b> -L-WH | \$4,700 | ROX-V-48-C- <b>XX</b> -L-WH   | \$5,200 | ROX-V-60-C- <b>XX</b> -L-WH   | \$6,900 |
| Pastel Pink Paint   | ROX-V-42-C- <b>XX</b> -L-PP | \$4,700 | ROX-V-48-C- <b>XX</b> -L-PP   | \$5,200 | ROX-V-60-C- <b>XX</b> -L-PP   | \$6,900 |
| Grey Beige Paint  | ROX-V-42-C- <b>XX</b> -L-GB | \$4,700 | ROX-V-48-C- <b>XX</b> -L-GB   | \$5,200 | ROX-V-60-C- <b>XX</b> -L-GB   | \$6,900 |
| Olive Green Paint   | ROX-V-42-C- <b>XX</b> -L-OS | \$4,700 | ROX-V-48-C- <b>XX</b> -L-OS   | \$5,200 | ROX-V-60-C- <b>XX</b> -L-OS   | \$6,900 |
| Duck Egg Blue Paint   | ROX-V-42-C- <b>XX</b> -L-DB | \$4,700 | ROX-V-48-C- <b>XX</b> -L-DB   | \$5,200 | ROX-V-60-C- <b>XX</b> -L-DB   | \$6,900 |
| Light Grey Paint  | ROX-V-42-C- <b>XX</b> -L-LG | \$4,700 | ROX-V-48-C- <b>XX</b> -L-LG   | \$5,200 | ROX-V-60-C- <b>XX</b> -L-LG   | \$6,900 |
| Navy Blue Paint   | ROX-V-42-C- <b>XX</b> -L-NB | \$4,700 | ROX-V-48-C- <b>XX</b> -L-NB   | \$5,200 | ROX-V-60-C- <b>XX</b> -L-NB   | \$6,900 |
| Emerald Paint   | ROX-V-42-C- <b>XX</b> -L-EG | \$4,700 | ROX-V-48-C- <b>XX</b> -L-EG   | \$5,200 | ROX-V-60-C- <b>XX</b> -L-EG   | \$6,900 |
| Dark Grey Paint   | ROX-V-42-C- <b>XX</b> -L-DG | \$4,700 | ROX-V-48-C- <b>XX</b> -L-DG   | \$5,200 | ROX-V-60-C- <b>XX</b> -L-DG   | \$6,900 |
| Black Paint   | ROX-V-42-C- <b>XX</b> -L-BL | \$4,700 | ROX-V-48-C- <b>XX</b> -L-BL   | \$5,200 | ROX-V-60-C- <b>XX</b> -L-BL   | \$6,900 |
| XX is referring to depth. Options are 18 or 21  |                             |         |   |         |   |         |

*Note: All dimensions are cabinet sizes, not including the countertop.*

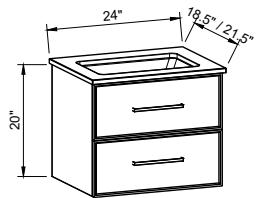
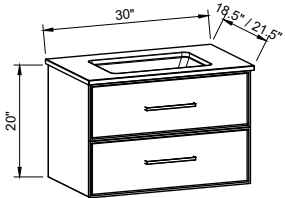
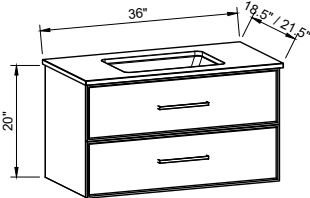
# Roxbury on Legs/Freestanding Vanity

## LEGS/FREESTANDING

| 60" Double Bowl   |                             |         | 72" Double Bowl  |         |  |
|---|-----------------------------|---------|--|---------|--|
|  |                             |         |  |         |  |
| FINISH  | SKU                         | MSRP    | SKU  | MSRP    |  |
| White Paint   | ROX-V-60-D- <b>XX</b> -L-WH | \$6,900 | ROX-V-72-D- <b>XX</b> -L-WH  | \$7,800 |  |
| Pastel Pink Paint   | ROX-V-60-D- <b>XX</b> -L-PP | \$6,900 | ROX-V-72-D- <b>XX</b> -L-PP  | \$7,800 |  |
| Grey Beige Paint  | ROX-V-60-D- <b>XX</b> -L-GB | \$6,900 | ROX-V-72-D- <b>XX</b> -L-GB  | \$7,800 |  |
| Olive Green Paint   | ROX-V-60-D- <b>XX</b> -L-OS | \$6,900 | ROX-V-72-D- <b>XX</b> -L-OS  | \$7,800 |  |
| Duck Egg Blue Paint   | ROX-V-60-D- <b>XX</b> -L-DB | \$6,900 | ROX-V-72-D- <b>XX</b> -L-DB  | \$7,800 |  |
| Light Grey Paint  | ROX-V-60-D- <b>XX</b> -L-LG | \$6,900 | ROX-V-72-D- <b>XX</b> -L-LG  | \$7,800 |  |
| Navy Blue Paint   | ROX-V-60-D- <b>XX</b> -L-NB | \$6,900 | ROX-V-72-D- <b>XX</b> -L-NB  | \$7,800 |  |
| Emerald Paint   | ROX-V-60-D- <b>XX</b> -L-EG | \$6,900 | ROX-V-72-D- <b>XX</b> -L-EG  | \$7,800 |  |
| Dark Grey Paint   | ROX-V-60-D- <b>XX</b> -L-DG | \$6,900 | ROX-V-72-D- <b>XX</b> -L-DG  | \$7,800 |  |
| Black Paint   | ROX-V-60-D- <b>XX</b> -L-BL | \$6,900 | ROX-V-72-D- <b>XX</b> -L-BL  | \$7,800 |  |
| <b>XX</b> Is referring to depth. Options are <b>18</b> or <b>21</b>               |                             |         |  |         |  |

# Roxbury Wall Hung Vanity

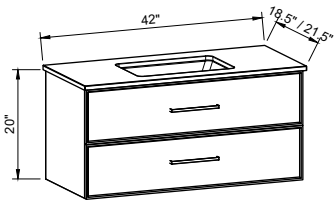
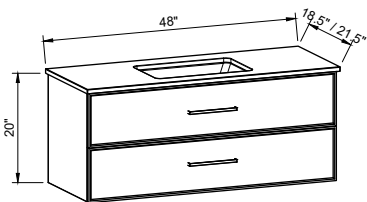
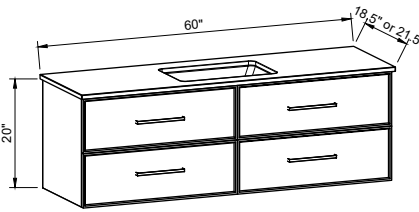
## WALL HUNG

| 24" Single Bowl   |                             |         | 30" Single Bowl   |         |                             | 36" Single Bowl   |  |  |
|---|-----------------------------|---------|---|---------|-----------------------------|---|--|--|
|  |                             |         |  |         |                             |  |  |  |
| FINISH  | SKU                         | MSRP    | SKU   | MSRP    | SKU                         | MSRP  |  |  |
| White Paint   | ROX-V-24-C- <b>XX</b> -W-WH | \$2,300 | ROX-V-30-C- <b>XX</b> -W-WH   | \$2,700 | ROX-V-36-C- <b>XX</b> -W-WH | \$3,100   |  |  |
| Pastel Pink Paint   | ROX-V-24-C- <b>XX</b> -W-PP | \$2,300 | ROX-V-30-C- <b>XX</b> -W-PP   | \$2,700 | ROX-V-36-C- <b>XX</b> -W-PP | \$3,100   |  |  |
| Grey Beige Paint  | ROX-V-24-C- <b>XX</b> -W-GB | \$2,300 | ROX-V-30-C- <b>XX</b> -W-GB   | \$2,700 | ROX-V-36-C- <b>XX</b> -W-GB | \$3,100   |  |  |
| Olive Green Paint   | ROX-V-24-C- <b>XX</b> -W-OS | \$2,300 | ROX-V-30-C- <b>XX</b> -W-OS   | \$2,700 | ROX-V-36-C- <b>XX</b> -W-OS | \$3,100   |  |  |
| Duck Egg Blue Paint   | ROX-V-24-C- <b>XX</b> -W-DB | \$2,300 | ROX-V-30-C- <b>XX</b> -W-DB   | \$2,700 | ROX-V-36-C- <b>XX</b> -W-DB | \$3,100   |  |  |
| Light Grey Paint  | ROX-V-24-C- <b>XX</b> -W-LG | \$2,300 | ROX-V-30-C- <b>XX</b> -W-LG   | \$2,700 | ROX-V-36-C- <b>XX</b> -W-LG | \$3,100   |  |  |
| Navy Blue Paint   | ROX-V-24-C- <b>XX</b> -W-NB | \$2,300 | ROX-V-30-C- <b>XX</b> -W-NB   | \$2,700 | ROX-V-36-C- <b>XX</b> -W-NB | \$3,100   |  |  |
| Emerald Paint   | ROX-V-24-C- <b>XX</b> -W-EG | \$2,300 | ROX-V-30-C- <b>XX</b> -W-EG   | \$2,700 | ROX-V-36-C- <b>XX</b> -W-EG | \$3,100   |  |  |
| Dark Grey Paint   | ROX-V-24-C- <b>XX</b> -W-DG | \$2,300 | ROX-V-30-C- <b>XX</b> -W-DG   | \$2,700 | ROX-V-36-C- <b>XX</b> -W-DG | \$3,100   |  |  |
| Black Paint   | ROX-V-24-C- <b>XX</b> -W-BL | \$2,300 | ROX-V-30-C- <b>XX</b> -W-BL   | \$2,700 | ROX-V-36-C- <b>XX</b> -W-BL | \$3,100   |  |  |
| <b>XX</b> Is referring to depth. Options are <b>18</b> or <b>21</b>                 |                             |         |   |         |                             |   |  |  |

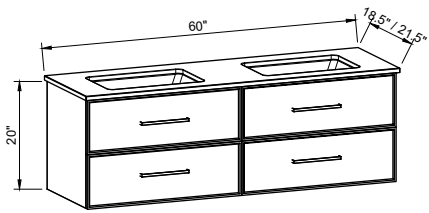
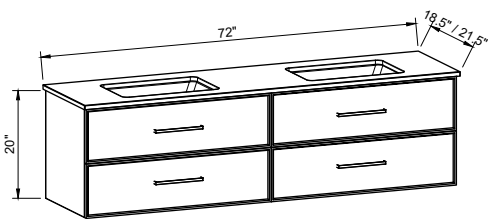
*Note: All dimensions are cabinet sizes, not including the countertop.*

# Roxbury Wall Hung Vanity

## WALL HUNG

| 42" Single Bowl   |                             |         | 48" Single Bowl   |         |                             | 60" Single Bowl   |  |  |
|---|-----------------------------|---------|---|---------|-----------------------------|---|--|--|
|  |                             |         |  |         |                             |  |  |  |
| FINISH  | SKU                         | MSRP    | SKU   | MSRP    | SKU                         | MSRP  |  |  |
| White Paint   | ROX-V-42-C- <b>XX</b> -W-WH | \$3,400 | ROX-V-48-C- <b>XX</b> -W-WH   | \$3,800 | ROX-V-60-C- <b>XX</b> -W-WH | \$5,000   |  |  |
| Pastel Pink Paint   | ROX-V-42-C- <b>XX</b> -W-PP | \$3,400 | ROX-V-48-C- <b>XX</b> -W-PP   | \$3,800 | ROX-V-60-C- <b>XX</b> -W-PP | \$5,000   |  |  |
| Grey Beige Paint  | ROX-V-42-C- <b>XX</b> -W-GB | \$3,400 | ROX-V-48-C- <b>XX</b> -W-GB   | \$3,800 | ROX-V-60-C- <b>XX</b> -W-GB | \$5,000   |  |  |
| Olive Green Paint   | ROX-V-42-C- <b>XX</b> -W-OS | \$3,400 | ROX-V-48-C- <b>XX</b> -W-OS   | \$3,800 | ROX-V-60-C- <b>XX</b> -W-OS | \$5,000   |  |  |
| Duck Egg Blue Paint   | ROX-V-42-C- <b>XX</b> -W-DB | \$3,400 | ROX-V-48-C- <b>XX</b> -W-DB   | \$3,800 | ROX-V-60-C- <b>XX</b> -W-DB | \$5,000   |  |  |
| Light Grey Paint  | ROX-V-42-C- <b>XX</b> -W-LG | \$3,400 | ROX-V-48-C- <b>XX</b> -W-LG   | \$3,800 | ROX-V-60-C- <b>XX</b> -W-LG | \$5,000   |  |  |
| Navy Blue Paint   | ROX-V-42-C- <b>XX</b> -W-NB | \$3,400 | ROX-V-48-C- <b>XX</b> -W-NB   | \$3,800 | ROX-V-60-C- <b>XX</b> -W-NB | \$5,000   |  |  |
| Emerald Paint   | ROX-V-42-C- <b>XX</b> -W-EG | \$3,400 | ROX-V-48-C- <b>XX</b> -W-EG   | \$3,800 | ROX-V-60-C- <b>XX</b> -W-EG | \$5,000   |  |  |
| Dark Grey Paint   | ROX-V-42-C- <b>XX</b> -W-DG | \$3,400 | ROX-V-48-C- <b>XX</b> -W-DG   | \$3,800 | ROX-V-60-C- <b>XX</b> -W-DG | \$5,000   |  |  |
| Black Paint   | ROX-V-42-C- <b>XX</b> -W-BL | \$3,400 | ROX-V-48-C- <b>XX</b> -W-BL   | \$3,800 | ROX-V-60-C- <b>XX</b> -W-BL | \$5,000   |  |  |
| <b>XX</b> Is referring to depth. Options are <b>18</b> or <b>21</b>                 |                             |         |   |         |                             |   |  |  |

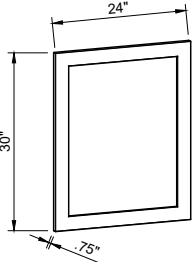
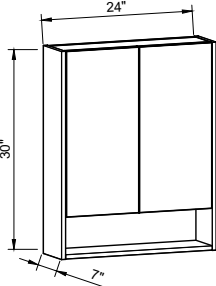
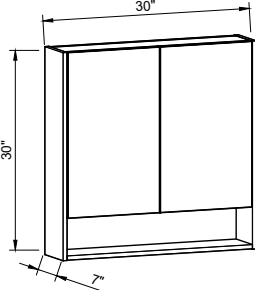
## WALL HUNG

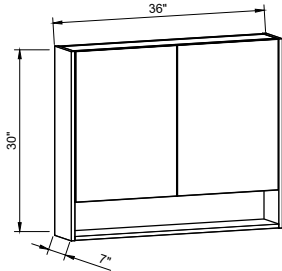
| 60" Double Bowl   |                             |         | 72" Double Bowl   |         |  |
|---|-----------------------------|---------|---|---------|--|
|  |                             |         |  |         |  |
| FINISH  | SKU                         | MSRP    | SKU   | MSRP    |  |
| White Paint   | ROX-V-60-D- <b>XX</b> -W-WH | \$5,000 | ROX-V-72-D- <b>XX</b> -W-WH   | \$5,700 |  |
| Pastel Pink Paint   | ROX-V-60-D- <b>XX</b> -W-PP | \$5,000 | ROX-V-72-D- <b>XX</b> -W-PP   | \$5,700 |  |
| Grey Beige Paint  | ROX-V-60-D- <b>XX</b> -W-GB | \$5,000 | ROX-V-72-D- <b>XX</b> -W-GB   | \$5,700 |  |
| Olive Green Paint   | ROX-V-60-D- <b>XX</b> -W-OS | \$5,000 | ROX-V-72-D- <b>XX</b> -W-OS   | \$5,700 |  |
| Duck Egg Blue Paint   | ROX-V-60-D- <b>XX</b> -W-DB | \$5,000 | ROX-V-72-D- <b>XX</b> -W-DB   | \$5,700 |  |
| Light Grey Paint  | ROX-V-60-D- <b>XX</b> -W-LG | \$5,000 | ROX-V-72-D- <b>XX</b> -W-LG   | \$5,700 |  |
| Navy Blue Paint   | ROX-V-60-D- <b>XX</b> -W-NB | \$5,000 | ROX-V-72-D- <b>XX</b> -W-NB   | \$5,700 |  |
| Emerald Paint   | ROX-V-60-D- <b>XX</b> -W-EG | \$5,000 | ROX-V-72-D- <b>XX</b> -W-EG   | \$5,700 |  |
| Dark Grey Paint   | ROX-V-60-D- <b>XX</b> -W-DG | \$5,000 | ROX-V-72-D- <b>XX</b> -W-DG   | \$5,700 |  |
| Black Paint   | ROX-V-60-D- <b>XX</b> -W-BL | \$5,000 | ROX-V-72-D- <b>XX</b> -W-BL   | \$5,700 |  |
| <b>XX</b> Is referring to depth. Options are <b>18</b> or <b>21</b>                   |                             |         |   |         |  |

*Note: All dimensions are cabinet sizes, not including the countertop.*



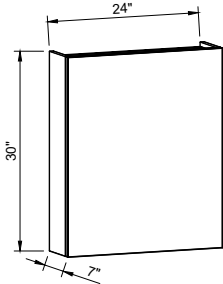
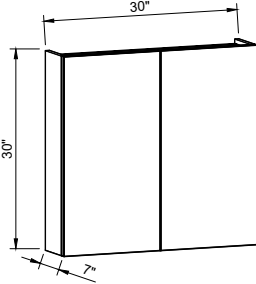
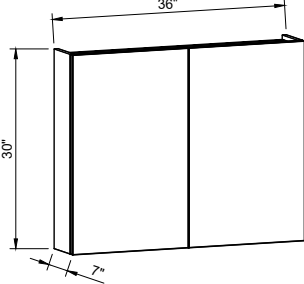
Mirrors and Medicine Cabinets

| ARMIDALE MIRROR   |                |       | BROCKTON MEDICINE CABINET   |         |   |         |
|---|----------------|-------|---|---------|---|---------|
| 24"   |                |       | 30"   |         | 36"   |         |
|  |                |       |  |         |  |         |
| FINISH  | SKU            | MSRP  | SKU   | MSRP    | SKU   | MSRP    |
| White Paint   | ARM-M-24-30-WH | \$600 | BRO-MC-24-30-WH   | \$2,200 | BRO-MC-30-30-WH   | \$2,300 |
| Pastel Pink Paint   | ARM-M-24-30-PP | \$600 | BRO-MC-24-30-PP   | \$2,200 | BRO-MC-30-30-PP   | \$2,300 |
| Grey Beige Paint  | ARM-M-24-30-GB | \$600 | BRO-MC-24-30-GB   | \$2,200 | BRO-MC-30-30-GB   | \$2,300 |
| Olive Green Paint   | ARM-M-24-30-OS | \$600 | BRO-MC-24-30-OS   | \$2,200 | BRO-MC-30-30-OS   | \$2,300 |
| Duck Egg Blue Paint   | ARM-M-24-30-DB | \$600 | BRO-MC-24-30-DB   | \$2,200 | BRO-MC-30-30-DB   | \$2,300 |
| Light Grey Paint  | ARM-M-24-30-LG | \$600 | BRO-MC-24-30-LG   | \$2,200 | BRO-MC-30-30-LG   | \$2,300 |
| Navy Blue Paint   | ARM-M-24-30-NB | \$600 | BRO-MC-24-30-NB   | \$2,200 | BRO-MC-30-30-NB   | \$2,300 |
| Emerald Paint   | ARM-M-24-30-EG | \$600 | BRO-MC-24-30-EG   | \$2,200 | BRO-MC-30-30-EG   | \$2,300 |
| Dark Grey Paint   | ARM-M-24-30-DG | \$600 | BRO-MC-24-30-DG   | \$2,200 | BRO-MC-30-30-DG   | \$2,300 |
| Black Paint   | ARM-M-24-30-BL | \$600 | BRO-MC-24-30-BL   | \$2,200 | BRO-MC-30-30-BL   | \$2,300 |
| White Oak Wood  | ARM-M-24-30-WO | \$800 | BRO-MC-24-30-WO   | \$2,300 | BRO-MC-30-30-WO   | \$2,400 |
| Walnut Wood   | ARM-M-24-30-WA | \$800 | BRO-MC-24-30-WA   | \$2,300 | BRO-MC-30-30-WA   | \$2,400 |

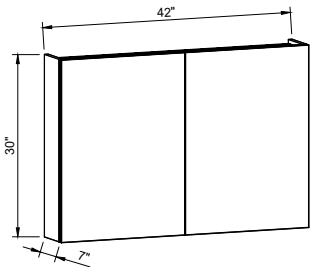
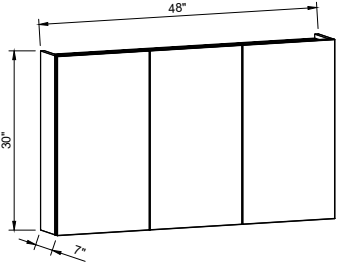
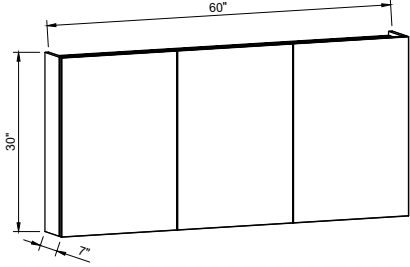
| 36"   |                 |         | 42"   |         | 48"   |         |
|---|-----------------|---------|---|---------|---|---------|
|  |                 |         |  |         |  |         |
| FINISH  | SKU             | MSRP    | SKU   | MSRP    | SKU   | MSRP    |
| White Paint   | BRO-MC-36-30-WH | \$2,400 | BRO-MC-42-30-WH   | \$2,700 | BRO-MC-48-30-WH   | \$2,800 |
| Pastel Pink Paint   | BRO-MC-36-30-PP | \$2,400 | BRO-MC-42-30-PP   | \$2,700 | BRO-MC-48-30-PP   | \$2,800 |
| Grey Beige Paint  | BRO-MC-36-30-GB | \$2,400 | BRO-MC-42-30-GB   | \$2,700 | BRO-MC-48-30-GB   | \$2,800 |
| Olive Green Paint   | BRO-MC-36-30-OS | \$2,400 | BRO-MC-42-30-OS   | \$2,700 | BRO-MC-48-30-OS   | \$2,800 |
| Duck Egg Blue Paint   | BRO-MC-36-30-DB | \$2,400 | BRO-MC-42-30-DB   | \$2,700 | BRO-MC-48-30-DB   | \$2,800 |
| Light Grey Paint  | BRO-MC-36-30-LG | \$2,400 | BRO-MC-42-30-LG   | \$2,700 | BRO-MC-48-30-LG   | \$2,800 |
| Navy Blue Paint   | BRO-MC-36-30-NB | \$2,400 | BRO-MC-42-30-NB   | \$2,700 | BRO-MC-48-30-NB   | \$2,800 |
| Emerald Paint   | BRO-MC-36-30-EG | \$2,400 | BRO-MC-42-30-EG   | \$2,700 | BRO-MC-48-30-EG   | \$2,800 |
| Dark Grey Paint   | BRO-MC-36-30-DG | \$2,400 | BRO-MC-42-30-DG   | \$2,700 | BRO-MC-48-30-DG   | \$2,800 |
| Black Paint   | BRO-MC-36-30-BL | \$2,400 | BRO-MC-42-30-BL   | \$2,700 | BRO-MC-48-30-BL   | \$2,800 |
| White Oak Wood  | BRO-MC-36-30-WO | \$2,500 | BRO-MC-42-30-WO   | \$3,000 | BRO-MC-48-30-WO   | \$3,100 |
| Walnut Wood   | BRO-MC-36-30-WA | \$2,500 | BRO-MC-42-30-WA   | \$3,000 | BRO-MC-48-30-WA   | \$3,100 |

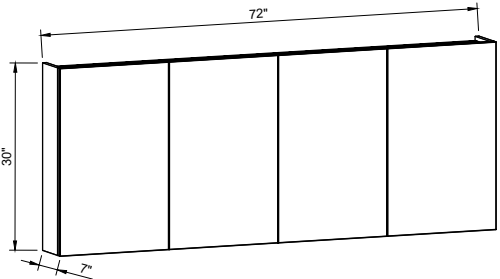
Medicine Cabinets Cont.

| BROCKTON MEDICINE CABINET CONT. |                 |         |                 |         |  |
|---------------------------------|-----------------|---------|-----------------|---------|--|
| 60"                             |                 |         | 72"             |         |  |
|                                 |                 |         |                 |         |  |
| FINISH                          | SKU             | MSRP    | SKU             | MSRP    |  |
| White Paint                     | BRO-MC-60-30-WH | \$3,200 | BRO-MC-72-30-WH | \$3,400 |  |
| Pastel Pink Paint               | BRO-MC-60-30-PP | \$3,200 | BRO-MC-72-30-PP | \$3,400 |  |
| Grey Beige Paint                | BRO-MC-60-30-GB | \$3,200 | BRO-MC-72-30-GB | \$3,400 |  |
| Olive Green Paint               | BRO-MC-60-30-OS | \$3,200 | BRO-MC-72-30-OS | \$3,400 |  |
| Duck Egg Blue Paint             | BRO-MC-60-30-DB | \$3,200 | BRO-MC-72-30-DB | \$3,400 |  |
| Light Grey Paint                | BRO-MC-60-30-LG | \$3,200 | BRO-MC-72-30-LG | \$3,400 |  |
| Navy Blue Paint                 | BRO-MC-60-30-NB | \$3,200 | BRO-MC-72-30-NB | \$3,400 |  |
| Emerald Paint                   | BRO-MC-60-30-EG | \$3,200 | BRO-MC-72-30-EG | \$3,400 |  |
| Dark Grey Paint                 | BRO-MC-60-30-DG | \$3,200 | BRO-MC-72-30-DG | \$3,400 |  |
| Black Paint                     | BRO-MC-60-30-BL | \$3,200 | BRO-MC-72-30-BL | \$3,400 |  |
| White Oak Wood                  | BRO-MC-60-30-WO | \$3,300 | BRO-MC-72-30-WO | \$3,600 |  |
| Walnut Wood                     | BRO-MC-60-30-WA | \$3,300 | BRO-MC-72-30-WA | \$3,600 |  |

| NATICK MEDICINE CABINET   |                 |         |   |         |   |         |
|---|-----------------|---------|---|---------|---|---------|
| 24"   |                 |         | 30"   |         | 36"   |         |
|  |                 |         |  |         |  |         |
| FINISH  | SKU             | MSRP    | SKU   | MSRP    | SKU   | MSRP    |
| White Paint   | NAT-MC-24-30-WH | \$2,200 | NAT-MC-30-30-WH   | \$2,300 | NAT-MC-36-30-WH   | \$2,400 |
| Pastel Pink Paint   | NAT-MC-24-30-PP | \$2,200 | NAT-MC-30-30-PP   | \$2,300 | NAT-MC-36-30-PP   | \$2,400 |
| Grey Beige Paint  | NAT-MC-24-30-GB | \$2,200 | NAT-MC-30-30-GB   | \$2,300 | NAT-MC-36-30-GB   | \$2,400 |
| Olive Green Paint   | NAT-MC-24-30-OS | \$2,200 | NAT-MC-30-30-OS   | \$2,300 | NAT-MC-36-30-OS   | \$2,400 |
| Duck Egg Blue Paint   | NAT-MC-24-30-DB | \$2,200 | NAT-MC-30-30-DB   | \$2,300 | NAT-MC-36-30-DB   | \$2,400 |
| Light Grey Paint  | NAT-MC-24-30-LG | \$2,200 | NAT-MC-30-30-LG   | \$2,300 | NAT-MC-36-30-LG   | \$2,400 |
| Navy Blue Paint   | NAT-MC-24-30-NB | \$2,200 | NAT-MC-30-30-NB   | \$2,300 | NAT-MC-36-30-NB   | \$2,400 |
| Emerald Paint   | NAT-MC-24-30-EG | \$2,200 | NAT-MC-30-30-EG   | \$2,300 | NAT-MC-36-30-EG   | \$2,400 |
| Dark Grey Paint   | NAT-MC-24-30-DG | \$2,200 | NAT-MC-30-30-DG   | \$2,300 | NAT-MC-36-30-DG   | \$2,400 |
| Black Paint   | NAT-MC-24-30-BL | \$2,200 | NAT-MC-30-30-BL   | \$2,300 | NAT-MC-36-30-BL   | \$2,400 |
| White Oak Wood  | NAT-MC-24-30-WO | \$2,300 | NAT-MC-30-30-WO   | \$2,400 | NAT-MC-36-30-WO   | \$2,500 |
| Walnut Wood   | NAT-MC-24-30-WA | \$2,300 | NAT-MC-30-30-WA   | \$2,400 | NAT-MC-36-30-WA   | \$2,500 |

Medicine Cabinets Cont.

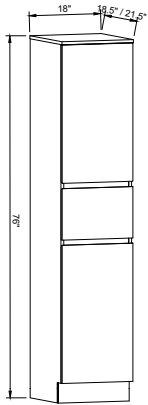
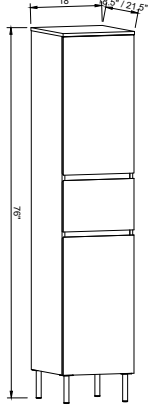
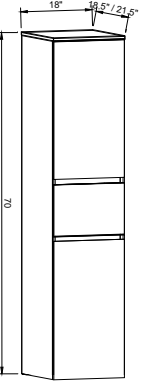
| NATICK MEDICINE CABINET CONT.   |                 |   |                 |   |                 |         |
|---|-----------------|---|-----------------|---|-----------------|---------|
| 42"   |                 | 48"   |                 | 60"   |                 |         |
|  |                 |  |                 |  |                 |         |
| FINISH  | SKU             | MSRP  | SKU             | MSRP  | SKU             | MSRP    |
| White Paint   | NAT-MC-42-30-WH | \$2,700   | NAT-MC-48-30-WH | \$2,800   | NAT-MC-60-30-WH | \$3,200 |
| Pastel Pink Paint   | NAT-MC-42-30-PP | \$2,700   | NAT-MC-48-30-PP | \$2,800   | NAT-MC-60-30-PP | \$3,200 |
| Grey Beige Paint  | NAT-MC-42-30-GB | \$2,700   | NAT-MC-48-30-GB | \$2,800   | NAT-MC-60-30-GB | \$3,200 |
| Olive Green Paint   | NAT-MC-42-30-OS | \$2,700   | NAT-MC-48-30-OS | \$2,800   | NAT-MC-60-30-OS | \$3,200 |
| Duck Egg Blue Paint   | NAT-MC-42-30-DB | \$2,700   | NAT-MC-48-30-DB | \$2,800   | NAT-MC-60-30-DB | \$3,200 |
| Light Grey Paint  | NAT-MC-42-30-LG | \$2,700   | NAT-MC-48-30-LG | \$2,800   | NAT-MC-60-30-LG | \$3,200 |
| Navy Blue Paint   | NAT-MC-42-30-NB | \$2,700   | NAT-MC-48-30-NB | \$2,800   | NAT-MC-60-30-NB | \$3,200 |
| Emerald Paint   | NAT-MC-42-30-EG | \$2,700   | NAT-MC-48-30-EG | \$2,800   | NAT-MC-60-30-EG | \$3,200 |
| Dark Grey Paint   | NAT-MC-42-30-DG | \$2,700   | NAT-MC-48-30-DG | \$2,800   | NAT-MC-60-30-DG | \$3,200 |
| Black Paint   | NAT-MC-42-30-BL | \$2,700   | NAT-MC-48-30-BL | \$2,800   | NAT-MC-60-30-BL | \$3,200 |
| White Oak Wood  | NAT-MC-42-30-WO | \$3,000   | NAT-MC-48-30-WO | \$3,100   | NAT-MC-60-30-WO | \$3,300 |
| Walnut Wood   | NAT-MC-42-30-WA | \$3,000   | NAT-MC-48-30-WA | \$3,100   | NAT-MC-60-30-WA | \$3,300 |

| 72"   |                 |         |
|---|-----------------|---------|
|  |                 |         |
| FINISH  | SKU             | MSRP    |
| White Paint   | NAT-MC-72-30-WH | \$3,400 |
| Pastel Pink Paint   | NAT-MC-72-30-PP | \$3,400 |
| Grey Beige Paint  | NAT-MC-72-30-GB | \$3,400 |
| Olive Green Paint   | NAT-MC-72-30-OS | \$3,400 |
| Duck Egg Blue Paint   | NAT-MC-72-30-DB | \$3,400 |
| Light Grey Paint  | NAT-MC-72-30-LG | \$3,400 |
| Navy Blue Paint   | NAT-MC-72-30-NB | \$3,400 |
| Emerald Paint   | NAT-MC-72-30-EG | \$3,400 |
| Dark Grey Paint   | NAT-MC-72-30-DG | \$3,400 |
| Black Paint   | NAT-MC-72-30-BL | \$3,400 |
| White Oak Wood  | NAT-MC-72-30-WO | \$3,600 |
| Walnut Wood   | NAT-MC-72-30-WA | \$3,600 |

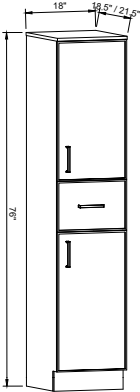
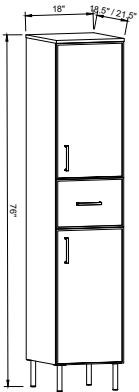
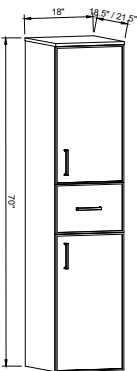


Natick 24" Medicine Cabinet in Emerald Green  
NAT-MC-24-30-EG | \$2,200

Brockton Linen Closet

| FLOOR STANDING  |                      |         | LEGS/FREESTANDING   |         | WALL HUNG   |         |
|---|----------------------|---------|---|---------|---|---------|
| 18"   |                      |         | 18"   |         | 18"   |         |
|    |                      |         |  |         |  |         |
| FINISH  | SKU                  | MSRP    | SKU   | MSRP    | SKU   | MSRP    |
| White Oak Wood  | BRO-LC-18-XX-F-WO-YY | \$3,800 | BRO-LC-18-XX-L-WO-YY  | \$3,800 | BRO-LC-18-XX-W-WO-YY  | \$3,500 |
| Walnut Wood   | BRO-LC-18-XX-F-WA-YY | \$3,800 | BRO-LC-18-XX-L-WA-YY  | \$3,800 | BRO-LC-18-XX-W-WA-YY  | \$3,500 |
| XX Is referring to depth. Options are 18 or 21   YY Is referring to left or right door hinging. Options are LH or RH, shown with RH hinging |                      |         |   |         |   |         |

Natick Linen Closet

| FLOOR STANDING  |                      |         | LEGS/FREESTANDING   |         | WALL HUNG   |         |
|---|----------------------|---------|---|---------|---|---------|
| 18"   |                      |         | 18"   |         | 18"   |         |
|    |                      |         |  |         |  |         |
| FINISH  | SKU                  | MSRP    | SKU   | MSRP    | SKU   | MSRP    |
| White Paint   | NAT-LC-18-XX-F-WH-YY | \$3,500 | NAT-LC-18-XX-L-WH-YY  | \$3,500 | NAT-LC-18-XX-W-WH-YY  | \$3,300 |
| Pastel Pink Paint   | NAT-LC-18-XX-F-PP-YY | \$3,500 | NAT-LC-18-XX-L-PP-YY  | \$3,500 | NAT-LC-18-XX-W-PP-YY  | \$3,300 |
| Grey Beige Paint  | NAT-LC-18-XX-F-GB-YY | \$3,500 | NAT-LC-18-XX-L-GB-YY  | \$3,500 | NAT-LC-18-XX-W-GB-YY  | \$3,300 |
| Olive Green Paint   | NAT-LC-18-XX-F-OS-YY | \$3,500 | NAT-LC-18-XX-L-OS-YY  | \$3,500 | NAT-LC-18-XX-W-OS-YY  | \$3,300 |
| Duck Egg Blue Paint   | NAT-LC-18-XX-F-DB-YY | \$3,500 | NAT-LC-18-XX-L-DB-YY  | \$3,500 | NAT-LC-18-XX-W-DB-YY  | \$3,300 |
| Light Grey Paint  | NAT-LC-18-XX-F-LG-YY | \$3,500 | NAT-LC-18-XX-L-LG-YY  | \$3,500 | NAT-LC-18-XX-W-LG-YY  | \$3,300 |
| Navy Blue Paint   | NAT-LC-18-XX-F-NB-YY | \$3,500 | NAT-LC-18-XX-L-NB-YY  | \$3,500 | NAT-LC-18-XX-W-NB-YY  | \$3,300 |
| Emerald Paint   | NAT-LC-18-XX-F-EG-YY | \$3,500 | NAT-LC-18-XX-L-EG-YY  | \$3,500 | NAT-LC-18-XX-W-EG-YY  | \$3,300 |
| Dark Grey Paint   | NAT-LC-18-XX-F-DG-YY | \$3,500 | NAT-LC-18-XX-L-DG-YY  | \$3,500 | NAT-LC-18-XX-W-DG-YY  | \$3,300 |
| Black Paint   | NAT-LC-18-XX-F-BL-YY | \$3,500 | NAT-LC-18-XX-L-BL-YY  | \$3,500 | NAT-LC-18-XX-W-BL-YY  | \$3,300 |
| XX Is referring to depth. Options are 18 or 21   YY Is referring to left or right door hinging. Options are LH or RH, shown with hinges on the RH |                      |         |   |         |   |         |



# Cabinet Customization and Upgrades

Love a vanity but wish it was just a bit taller? Or had one more drawer? Use our easy customizing option pricelist to easily make your vanity exactly as you want it. Use the Custom Vanity Order Form on the resources page of our website to let us know how to customize your vanity.



## CABINET CUSTOMIZATION AND UPGRADES

| Cabinet Size Upgrade Customizing Options  |                      |         |
|---|----------------------|---------|
|   | SKU                  | MSRP    |
| Add extra drawer (per drawer)   | FC-CUST-DRAW-ADD     | \$300   |
| Delete drawers and have doors only  | DOORS-ONLY           | No Cost |
| Increase vanity cabinet height, width or depth (Max 6")                                       | FC-CUST-INCREASE-CAB | \$200   |
| Upgrade toekick to seamless toe kick across multiple vanities and/or linen closets (up to 8') | FC-CUST-TOEKICK      | \$200   |



ADD DRAWERS (EA) | CUST-DRAW-ADD | \$300

## COUNTERTOP UPGRADES

| Countertop Upgrade Customizing Options |               |       |
|--|---------------|-------|
|  | SKU           | MSRP  |
| Add 4" high Backsplash in SilkSurface  | BACKSPLASH-SS | \$292 |
| Add 4" high Sidesplash in SilkSurface  | SIDESPLASH-SS | \$210 |
| Add 4" high Backsplash in Quartz       | BACKSPLASH-QU | \$483 |
| Add 4" high Sidesplash in Quartz       | SIDESPLASH-QU | \$421 |



ADD 4" HIGH SILKSURFACE BACKSPLASH | BACKSPLASH-SS | \$292

# Cabinet Customization and Upgrades

## DRAWER UPGRADES

Looking for a classy upgrade to your drawer? Upgrade to walnut dovetail drawers in your vanity for a classy look. Matches perfectly to our walnut exterior finish, or complements any paint color for a luxurious look.

If you are looking for more organization, try our drawer organizers. Available in walnut or maple.

| Drawer Upgrades                                 |             |            |
|---|-------------|------------|
|   | SKU         | MSRP       |
| Upgrade to Walnut dovetail drawers (per drawer) | WALNUT-DRAW | \$300 (ea) |



UPGRADE TO WALNUT DOVETAIL DRAWERS | WALNUT-DRAW | \$300 (per drawer)

## CABINET OUTLETS

Leave your shaver charging or your hair dryer permanently plugged in for easy use. For multi-drawer cabinets just let us know which drawer you would like your in-drawer outlet in.

**Please note that a wall outlet to plug the in-drawer outlet into will be required behind the vanity. Standard position for in-drawer power points is top left drawer unless specified otherwise.**

| Cabinet Outlets         |               |           |
|-------------------------|---------------|-----------|
|                         | SKU           | MSRP (EA) |
| In-Drawer Outlet        | PPT-OPT-INDRW | \$355     |
| Mirrored Cabinet Outlet | PPT-OPT-MMC   | \$355     |



## COLOR UPGRADES & TOUCH UP KITS

Custom order your vanity in any Benjamin Moore or Sherwin Williams paint color! If you would like a sample, please reach out to our customer care team at sales.usa@timberlinebp.com or 888 844 0102.

*Chester shown in BM Leather Saddle Brown*

| Color Upgrade Customizing Options  |                 |       |
|--|-----------------|-------|
|  | SKU             | MSRP  |
| Custom finish your cabinet in any Sherwin Williams or Benjamin Moore paint color | ANY-PAINT-COLOR | \$500 |
| Paint touch up kit   | TOUCH-UP        | \$80  |



## UNDERCABINET LIGHTING

These beautiful lighting kits can be ordered as optional extras on any vanity, mirrored cabinet or linen closet. They come fully installed. All you need to do is have your electrician provide a connection and your chosen switching.

It mounts underneath the cabinet or if your cabinet is floor standing, it mounts just above the toekick. **Requires switched outlet.**

| Cabinet Lighting  |           |           |
|---|-----------|-----------|
|   | SKU       | MSRP (EA) |
| LED Under Cabinet lighting kit complete with plugin transformer | LIGHT-KIT | \$355     |



## FILLERS AND PANELS

Need to mount your vanity against a wall? Order a filler panel for next to your vanity, mirrored cabinet or linen closet for easy installation. The filler panel, which is 3" x cabinet height, and 5/8" thick, can be cut to size on site for exact measurements. If ordered with a top, we will account for the filler width.

| Fillers and Panels   |              |           |
|--|--------------|-----------|
|  | SKU          | MSRP (EA) |
| Filler - Left or Right Vanity Filler Panel (4" wide x Vanity Height x 3/4" thick)        | FIL-PAN      | \$76      |
| Filler - Left or Right Linen Closet Filler Panel (4" wide x Cabinet Height x 3/4" thick) | FIL-PAN-TALL | \$94      |







## Countertops

- 72 Countertop Options
- 74 SilkSurface Pricing
- 76 Quartz Pricing
- 78 SilkSurface Countertop Colors
- 79 Quartz Countertop Colors

# Countertop Options

All vanities in this collection are made to fit standard 19" or 22" countertops with a 1/2" overhang all around. We offer a collection of Quartz and SilkSurface tops that are designed to fit our vanities, and include a ceramic undermount sink installed. Countertops can be ordered with 0, 1, or 3 faucet holes predrilled. Backsplash can be added as well, see page 67 for details.



### SilkSurface Tops

SilkSurface is a 2cm solid surface material. These solid surfaces have a beautiful blend of colors with a realistic stone appearance

- ✓ Non-porous, good stain resistance

✓ Very easy to repair if scratched

✓ Crack and chip resistant

✓ Can be drilled on site easily

✓ 10 year warranty

✓ Can order custom sizes
- ✗ Susceptible to scratching

✗ Surface and color variations to be expected due to SilkSurface being made from natural materials



### Quartz Tops

Quartz tops ensure a strong, compact slab. Stain resistant, maintenance free, durable & food safe.

- ✓ Strong & durable material

✓ Stain resistant

✓ Full lifetime warranty

✓ Premium Quality

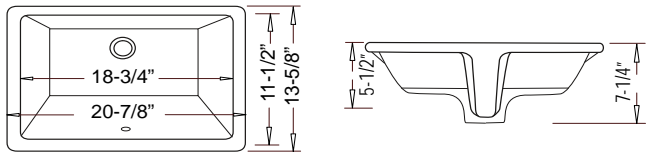
✓ Can order custom sizes
- ✗ Susceptible to chipping

✗ Surface and color variations to be expected due to Quartz being made from natural materials



### Ceramic Undermount

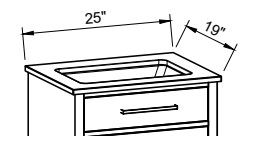
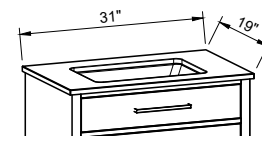
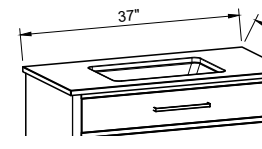
This rectangular undermount comes installed on either our Quartz or SilkSurface tops. Contact our customer care team at [sales.usa@timberlinebp.com](mailto:sales.usa@timberlinebp.com) or 888 844 0102 if you would like to custom order a top for your own vessel or undermount sink.

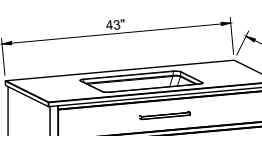
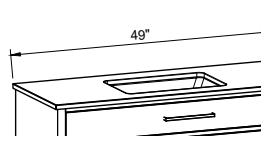
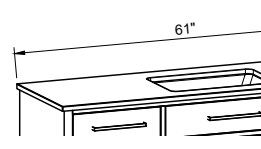


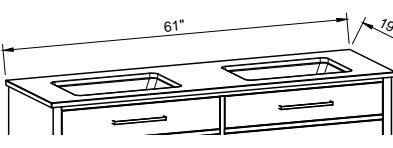
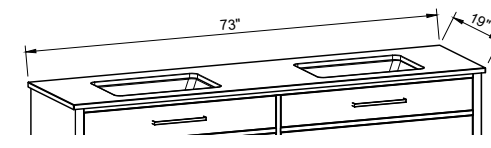
Armidale Vanity 36" in Olive Satin. Left Hand Drawers | ARM-V-36-C-18-L-OS-LH | \$3,400  
5" Square Pull in Gold: HW-SQU-5-G | Arctic White SilkSurface Top: TP-SSU-37-19-C-AW-3 | \$1,700



# 19” SilkSurface Countertop Pricing

| 25" Single Bowl  |                             |         | 31" Single Bowl   |         |                             | 37" Single Bowl   |     |      |
|--|-----------------------------|---------|---|---------|-----------------------------|---|-----|------|
|                     |                             |         |  |         |                             |  |     |      |
| COLOR  | SKU                         | MSRP    | SKU   | MSRP    | SKU                         | MSRP  | SKU | MSRP |
| Arctic White   | TP-SSU-25-19-C-AW- <b>X</b> | \$1,200 | TP-SSU-31-19-C-AW- <b>X</b>   | \$1,400 | TP-SSU-37-19-C-AW- <b>X</b> | \$1,700   |     |      |
| Carrara  | TP-SSU-25-19-C-CA- <b>X</b> | \$1,200 | TP-SSU-31-19-C-CA- <b>X</b>   | \$1,400 | TP-SSU-37-19-C-CA- <b>X</b> | \$1,700   |     |      |
| Cobblonite   | TP-SSU-25-19-C-CB- <b>X</b> | \$1,200 | TP-SSU-31-19-C-CB- <b>X</b>   | \$1,400 | TP-SSU-37-19-C-CB- <b>X</b> | \$1,700   |     |      |
| Moonstone  | TP-SSU-25-19-C-MS- <b>X</b> | \$1,200 | TP-SSU-31-19-C-MS- <b>X</b>   | \$1,400 | TP-SSU-37-19-C-MS- <b>X</b> | \$1,700   |     |      |
| <b>X</b> is referring to faucet holes. Options are <b>0</b> , <b>1</b> , or <b>3</b> [8" widespread] |                             |         |   |         |                             |   |     |      |

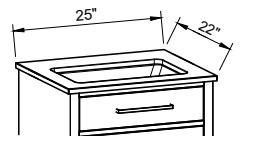
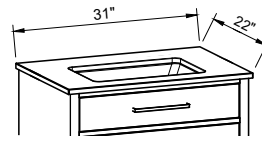
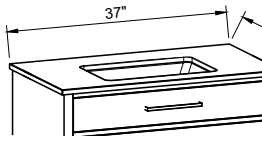
| 43" Single Bowl  |                             |         | 49" Single Bowl   |         |                             | 61" Single Bowl   |     |      |
|--|-----------------------------|---------|---|---------|-----------------------------|---|-----|------|
|                     |                             |         |  |         |                             |  |     |      |
| COLOR  | SKU                         | MSRP    | SKU   | MSRP    | SKU                         | MSRP  | SKU | MSRP |
| Arctic White   | TP-SSU-43-19-C-AW- <b>X</b> | \$1,900 | TP-SSU-49-19-C-AW- <b>X</b>   | \$2,100 | TP-SSU-61-19-C-AW- <b>X</b> | \$2,700   |     |      |
| Carrara  | TP-SSU-43-19-C-CA- <b>X</b> | \$1,900 | TP-SSU-49-19-C-CA- <b>X</b>   | \$2,100 | TP-SSU-61-19-C-CA- <b>X</b> | \$2,700   |     |      |
| Cobblonite   | TP-SSU-43-19-C-CB- <b>X</b> | \$1,900 | TP-SSU-49-19-C-CB- <b>X</b>   | \$2,100 | TP-SSU-61-19-C-CB- <b>X</b> | \$2,700   |     |      |
| Moonstone  | TP-SSU-43-19-C-MS- <b>X</b> | \$1,900 | TP-SSU-49-19-C-MS- <b>X</b>   | \$2,100 | TP-SSU-61-19-C-MS- <b>X</b> | \$2,700   |     |      |
| <b>X</b> is referring to faucet holes. Options are <b>0</b> , <b>1</b> , or <b>3</b> [8" widespread] |                             |         |   |         |                             |   |     |      |

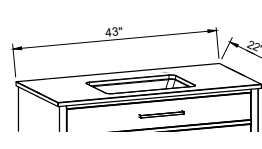
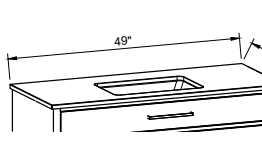
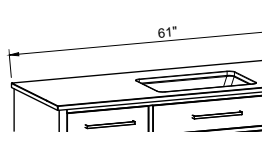
| 61" Double Bowl  |                             |         | 73" Double Bowl  |         |     |
|--|-----------------------------|---------|--|---------|-----|
|                   |                             |         |  |         |     |
| COLOR  | SKU                         | MSRP    | SKU  | MSRP    | SKU |
| Arctic White   | TP-SSU-61-19-D-AW- <b>X</b> | \$2,900 | TP-SSU-73-19-D-AW- <b>X</b>  | \$3,300 |     |
| Carrara  | TP-SSU-61-19-D-CA- <b>X</b> | \$2,900 | TP-SSU-73-19-D-CA- <b>X</b>  | \$3,300 |     |
| Cobblonite   | TP-SSU-61-19-D-CB- <b>X</b> | \$2,900 | TP-SSU-73-19-D-CB- <b>X</b>  | \$3,300 |     |
| Moonstone  | TP-SSU-61-19-D-MS- <b>X</b> | \$2,900 | TP-SSU-73-19-D-MS- <b>X</b>  | \$3,300 |     |
| <b>X</b> is referring to faucet holes. Options are <b>0</b> , <b>1</b> , or <b>3</b> [8" widespread] |                             |         |  |         |     |

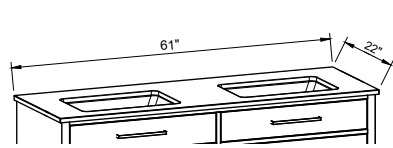
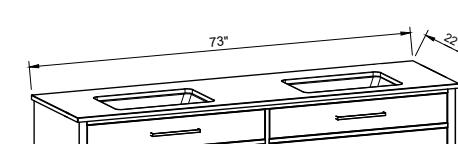
## COUNTERTOP CUSTOMIZATION AND UPGRADES

| Countertop Upgrade Customizing Options |               |       |
|--|---------------|-------|
|  | SKU           | MSRP  |
| Add 4" high Backsplash in SilkSurface  | BACKSPASH-SS  | \$292 |
| Add 4" high Sidesplash in SilkSurface  | SIDESPLASH-SS | \$210 |

# 22” SilkSurface Countertop Pricing

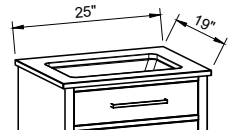
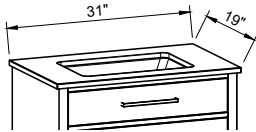
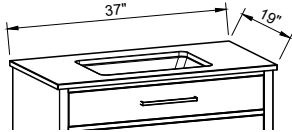
| 25" Single Bowl  |                             |         | 31" Single Bowl   |         |                             | 37" Single Bowl   |     |      |
|--|-----------------------------|---------|---|---------|-----------------------------|---|-----|------|
|                   |                             |         |  |         |                             |  |     |      |
| COLOR  | SKU                         | MSRP    | SKU   | MSRP    | SKU                         | MSRP  | SKU | MSRP |
| Arctic White   | TP-SSU-25-19-C-AW- <b>X</b> | \$1,300 | TP-SSU-31-19-C-AW- <b>X</b>   | \$1,500 | TP-SSU-37-19-C-AW- <b>X</b> | \$1,900   |     |      |
| Carrara  | TP-SSU-25-19-C-CA- <b>X</b> | \$1,300 | TP-SSU-31-19-C-CA- <b>X</b>   | \$1,500 | TP-SSU-37-19-C-CA- <b>X</b> | \$1,900   |     |      |
| Cobblonite   | TP-SSU-25-19-C-CB- <b>X</b> | \$1,300 | TP-SSU-31-19-C-CB- <b>X</b>   | \$1,500 | TP-SSU-37-19-C-CB- <b>X</b> | \$1,900   |     |      |
| Moonstone  | TP-SSU-25-19-C-MS- <b>X</b> | \$1,300 | TP-SSU-31-19-C-MS- <b>X</b>   | \$1,500 | TP-SSU-37-19-C-MS- <b>X</b> | \$1,900   |     |      |
| <b>X</b> is referring to faucet holes. Options are <b>0</b> , <b>1</b> , or <b>3</b> [8" widespread] |                             |         |   |         |                             |   |     |      |

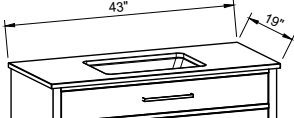
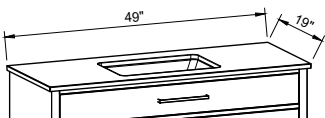

| 43" Single Bowl  |                             |         | 49" Single Bowl   |         |                             | 61" Single Bowl   |     |      |
|--|-----------------------------|---------|---|---------|-----------------------------|---|-----|------|
|                   |                             |         |  |         |                             |  |     |      |
| COLOR  | SKU                         | MSRP    | SKU   | MSRP    | SKU                         | MSRP  | SKU | MSRP |
| Arctic White   | TP-SSU-43-19-C-AW- <b>X</b> | \$2,100 | TP-SSU-49-19-C-AW- <b>X</b>   | \$2,300 | TP-SSU-61-19-C-AW- <b>X</b> | \$2,900   |     |      |
| Carrara  | TP-SSU-43-19-C-CA- <b>X</b> | \$2,100 | TP-SSU-49-19-C-CA- <b>X</b>   | \$2,300 | TP-SSU-61-19-C-CA- <b>X</b> | \$2,900   |     |      |
| Cobblonite   | TP-SSU-43-19-C-CB- <b>X</b> | \$2,100 | TP-SSU-49-19-C-CB- <b>X</b>   | \$2,300 | TP-SSU-61-19-C-CB- <b>X</b> | \$2,900   |     |      |
| Moonstone  | TP-SSU-43-19-C-MS- <b>X</b> | \$2,100 | TP-SSU-49-19-C-MS- <b>X</b>   | \$2,300 | TP-SSU-61-19-C-MS- <b>X</b> | \$2,900   |     |      |
| <b>X</b> is referring to faucet holes. Options are <b>0</b> , <b>1</b> , or <b>3</b> [8" widespread] |                             |         |   |         |                             |   |     |      |

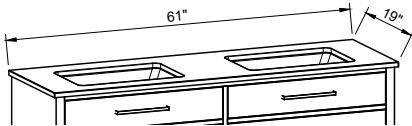
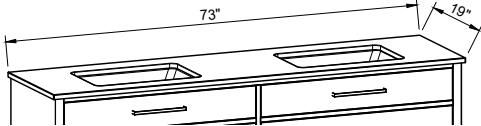
| 61" Double Bowl  |                             |         | 73" Double Bowl   |         |     |
|--|-----------------------------|---------|---|---------|-----|
|                 |                             |         |  |         |     |
| COLOR  | SKU                         | MSRP    | SKU   | MSRP    | SKU |
| Arctic White   | TP-SSU-61-19-D-AW- <b>X</b> | \$3,000 | TP-SSU-73-19-D-AW- <b>X</b>   | \$3,500 |     |
| Carrara  | TP-SSU-61-19-D-CA- <b>X</b> | \$3,000 | TP-SSU-73-19-D-CA- <b>X</b>   | \$3,500 |     |
| Cobblonite   | TP-SSU-61-19-D-CB- <b>X</b> | \$3,000 | TP-SSU-73-19-D-CB- <b>X</b>   | \$3,500 |     |
| Moonstone  | TP-SSU-61-19-D-MS- <b>X</b> | \$3,000 | TP-SSU-73-19-D-MS- <b>X</b>   | \$3,500 |     |
| <b>X</b> is referring to faucet holes. Options are <b>0</b> , <b>1</b> , or <b>3</b> [8" widespread] |                             |         |   |         |     |



# 19” Quartz Countertop Pricing

| 25" Single Bowl  |                             |         | 31" Single Bowl   |         |                             | 37" Single Bowl   |     |      |
|--|-----------------------------|---------|---|---------|-----------------------------|---|-----|------|
|             |                             |         |  |         |                             |  |     |      |
| COLOR  | SKU                         | MSRP    | SKU   | MSRP    | SKU                         | MSRP  | SKU | MSRP |
| Whitehall  | TP-QUU-25-19-C-WL- <b>X</b> | \$2,000 | TP-QUU-31-19-C-WL- <b>X</b>   | \$2,200 | TP-QUU-37-19-C-WL- <b>X</b> | \$2,400   |     |      |
| Torquay  | TP-QUU-25-19-C-TQ- <b>X</b> | \$2,000 | TP-QUU-31-19-C-TQ- <b>X</b>   | \$2,200 | TP-QUU-37-19-C-TQ- <b>X</b> | \$2,400   |     |      |
| Colton   | TP-QUU-25-19-C-CN- <b>X</b> | \$2,000 | TP-QUU-31-19-C-CN- <b>X</b>   | \$2,200 | TP-QUU-37-19-C-CN- <b>X</b> | \$2,400   |     |      |
| Carrick  | TP-QUU-25-19-C-CK- <b>X</b> | \$2,000 | TP-QUU-31-19-C-CK- <b>X</b>   | \$2,200 | TP-QUU-37-19-C-CK- <b>X</b> | \$2,400   |     |      |
| <b>X</b> is referring to faucet holes. Options are <b>0, 1</b> , or <b>3</b> [8" widespread] |                             |         |   |         |                             |   |     |      |

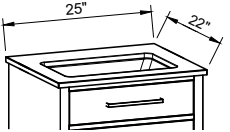
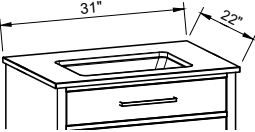
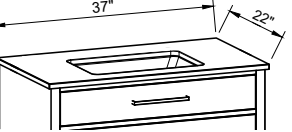
| 43" Single Bowl  |                             |         | 49" Single Bowl   |         |                             | 61" Single Bowl   |     |      |
|--|-----------------------------|---------|---|---------|-----------------------------|---|-----|------|
|             |                             |         |  |         |                             |  |     |      |
| COLOR  | SKU                         | MSRP    | SKU   | MSRP    | SKU                         | MSRP  | SKU | MSRP |
| Whitehall  | TP-QUU-43-19-C-WL- <b>X</b> | \$2,700 | TP-QUU-49-19-C-WL- <b>X</b>   | \$2,900 | TP-QUU-61-19-C-WL- <b>X</b> | \$4,200   |     |      |
| Torquay  | TP-QUU-43-19-C-TQ- <b>X</b> | \$2,700 | TP-QUU-49-19-C-TQ- <b>X</b>   | \$2,900 | TP-QUU-61-19-C-TQ- <b>X</b> | \$4,200   |     |      |
| Colton   | TP-QUU-43-19-C-CN- <b>X</b> | \$2,700 | TP-QUU-49-19-C-CN- <b>X</b>   | \$2,900 | TP-QUU-61-19-C-CN- <b>X</b> | \$4,200   |     |      |
| Carrick  | TP-QUU-43-19-C-CK- <b>X</b> | \$2,700 | TP-QUU-49-19-C-CK- <b>X</b>   | \$2,900 | TP-QUU-61-19-C-CK- <b>X</b> | \$4,200   |     |      |
| <b>X</b> is referring to faucet holes. Options are <b>0, 1</b> , or <b>3</b> [8" widespread] |                             |         |   |         |                             |   |     |      |

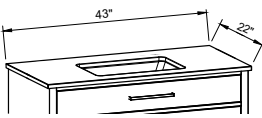
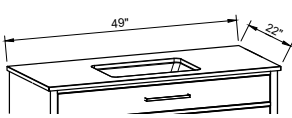
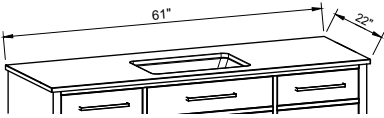
| 61" Double Bowl  |                             |         | 73" Double Bowl  |         |     |
|--|-----------------------------|---------|--|---------|-----|
|           |                             |         |  |         |     |
| COLOR  | SKU                         | MSRP    | SKU  | MSRP    | SKU |
| Whitehall  | TP-QUU-61-19-D-WL- <b>X</b> | \$4,300 | TP-QUU-73-19-D-WL- <b>X</b>  | \$4,900 |     |
| Torquay  | TP-QUU-61-19-D-TQ- <b>X</b> | \$4,300 | TP-QUU-73-19-D-TQ- <b>X</b>  | \$4,900 |     |
| Colton   | TP-QUU-61-19-D-CN- <b>X</b> | \$4,300 | TP-QUU-73-19-D-CN- <b>X</b>  | \$4,900 |     |
| Carrick  | TP-QUU-61-19-D-CK- <b>X</b> | \$4,300 | TP-QUU-73-19-D-CK- <b>X</b>  | \$4,900 |     |
| <b>X</b> is referring to faucet holes. Options are <b>0, 1</b> , or <b>3</b> [8" widespread] |                             |         |  |         |     |

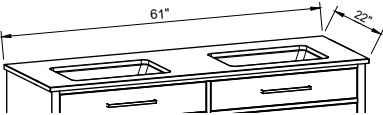
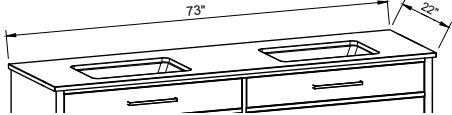
## COUNTERTOP CUSTOMIZATION AND UPGRADES

| Countertop Upgrade Customizing Options |               |       |
|--|---------------|-------|
|  | SKU           | MSRP  |
| Add 4" high Backsplash in Quartz       | BACKSPASH-QU  | \$483 |
| Add 4" high Sidesplash in Quartz       | SIDESPLASH-QU | \$421 |

# 22” Quartz Countertop Pricing

| 25" Single Bowl  |                             |         | 31" Single Bowl   |         |                             | 37" Single Bowl   |     |      |
|--|-----------------------------|---------|---|---------|-----------------------------|---|-----|------|
|           |                             |         |  |         |                             |  |     |      |
| COLOR  | SKU                         | MSRP    | SKU   | MSRP    | SKU                         | MSRP  | SKU | MSRP |
| Whitehall  | TP-QUU-25-19-C-WL- <b>X</b> | \$2,200 | TP-QUU-31-19-C-WL- <b>X</b>   | \$2,500 | TP-QUU-37-19-C-WL- <b>X</b> | \$2,700   |     |      |
| Torquay  | TP-QUU-25-19-C-TQ- <b>X</b> | \$2,200 | TP-QUU-31-19-C-TQ- <b>X</b>   | \$2,500 | TP-QUU-37-19-C-TQ- <b>X</b> | \$2,700   |     |      |
| Colton   | TP-QUU-25-19-C-CN- <b>X</b> | \$2,200 | TP-QUU-31-19-C-CN- <b>X</b>   | \$2,500 | TP-QUU-37-19-C-CN- <b>X</b> | \$2,700   |     |      |
| Carrick  | TP-QUU-25-19-C-CK- <b>X</b> | \$2,200 | TP-QUU-31-19-C-CK- <b>X</b>   | \$2,500 | TP-QUU-37-19-C-CK- <b>X</b> | \$2,700   |     |      |
| <b>X</b> is referring to faucet holes. Options are <b>0, 1</b> , or <b>3</b> [8" widespread] |                             |         |   |         |                             |   |     |      |

| 43" Single Bowl  |                             |         | 49" Single Bowl   |         |                             | 61" Single Bowl   |     |      |
|--|-----------------------------|---------|---|---------|-----------------------------|---|-----|------|
|           |                             |         |  |         |                             |  |     |      |
| COLOR  | SKU                         | MSRP    | SKU   | MSRP    | SKU                         | MSRP  | SKU | MSRP |
| Whitehall  | TP-QUU-43-19-C-WL- <b>X</b> | \$3,000 | TP-QUU-49-19-C-WL- <b>X</b>   | \$3,200 | TP-QUU-61-19-C-WL- <b>X</b> | \$4,700   |     |      |
| Torquay  | TP-QUU-43-19-C-TQ- <b>X</b> | \$3,000 | TP-QUU-49-19-C-TQ- <b>X</b>   | \$3,200 | TP-QUU-61-19-C-TQ- <b>X</b> | \$4,700   |     |      |
| Colton   | TP-QUU-43-19-C-CN- <b>X</b> | \$3,000 | TP-QUU-49-19-C-CN- <b>X</b>   | \$3,200 | TP-QUU-61-19-C-CN- <b>X</b> | \$4,700   |     |      |
| Carrick  | TP-QUU-43-19-C-CK- <b>X</b> | \$3,000 | TP-QUU-49-19-C-CK- <b>X</b>   | \$3,200 | TP-QUU-61-19-C-CK- <b>X</b> | \$4,700   |     |      |
| <b>X</b> is referring to faucet holes. Options are <b>0, 1</b> , or <b>3</b> [8" widespread] |                             |         |   |         |                             |   |     |      |


| 61" Double Bowl  |                             |         | 73" Double Bowl   |         |     |
|--|-----------------------------|---------|---|---------|-----|
|         |                             |         |  |         |     |
| COLOR  | SKU                         | MSRP    | SKU   | MSRP    | SKU |
| Whitehall  | TP-QUU-61-19-D-WL- <b>X</b> | \$4,800 | TP-QUU-73-19-D-WL- <b>X</b>   | \$5,400 |     |
| Torquay  | TP-QUU-61-19-D-TQ- <b>X</b> | \$4,800 | TP-QUU-73-19-D-TQ- <b>X</b>   | \$5,400 |     |
| Colton   | TP-QUU-61-19-D-CN- <b>X</b> | \$4,800 | TP-QUU-73-19-D-CN- <b>X</b>   | \$5,400 |     |
| Carrick  | TP-QUU-61-19-D-CK- <b>X</b> | \$4,800 | TP-QUU-73-19-D-CK- <b>X</b>   | \$5,400 |     |
| <b>X</b> is referring to faucet holes. Options are <b>0, 1</b> , or <b>3</b> [8" widespread] |                             |         |   |         |     |



# SilkSurface Colors

# SilkSurface™

SilkSurface is the right choice for enduring beauty. With a beautiful blend of colors and a realistic natural appearance, these high performance 2cm counter-tops are manufactured using a special multi-process technique making them resistant to stains, cracks and chips.



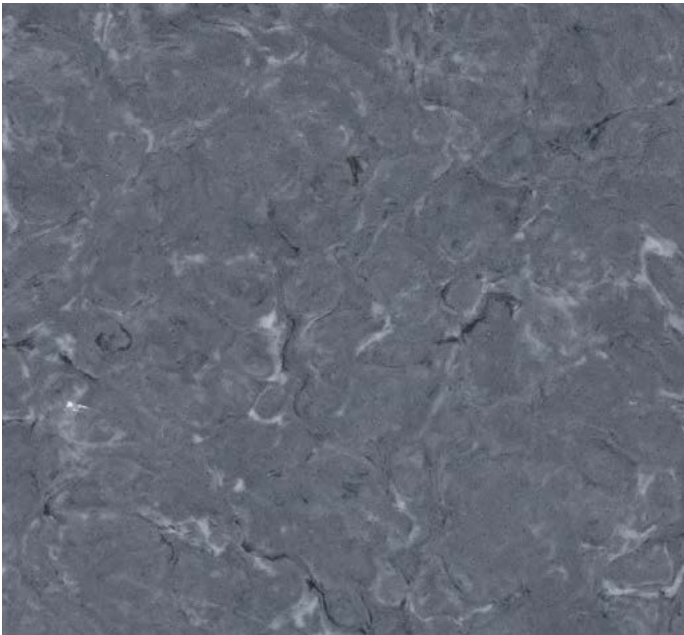
Arctic White  
-AW-



Carrara  
-CA-



Cobblonite  
-CB-




Moonstone  
-MS-

SilkSurface is man-made slab with an acrylic resin base. As each slab is individual, natural variation in graining and coloring is to be expected. While the colors in this brochure are to the highest standard in printing, it should only be used as an indication of actual product design. Please visit your local showroom to view larger samples.

# Cambria Quartz Colors



Cambria is a 2cm thick quartz. Cambria is among the highest concentration of pure quartz to ensure strong, compact slabs. Stain resistant, maintenance free, durable & food safe.



Whitehall™  
-WL-



Torquay™  
-TQ-



Colton™  
-CN-



Carrick™  
-CK-

Cambria may be substituted for equivalent colors if required. Cambria is made from natural quartz and therefore some variation on color and aggregate may occur. As each slab is individual, natural variation in graining and coloring is to be expected. While the colors in this brochure are to the highest standard in printing, it should only be used as an indication of actual product design. Please visit your local showroom to view larger samples.








## Hardware & Colors

- 82 Cabinet Hardware
- 84 Cabinet Legs
- 85 Wood Colors
- 86 Painted Colors




# Cabinet Hardware

A curated collection, customize your cabinet with any of these stunning handle options at no extra cost! **Hardware comes factory installed unless noted.**

## Square Pull

| Square 5" Pull  |            | Square 8" Pull  |             | Square 10" Pull   |             |
|---|------------|---|-------------|---|-------------|
|  |            |  |             |  |             |
| COLOR   | SKU        | SKU   | SKU         | SKU   | SKU         |
| Nickel  | HW-SQU-5-N | HW-SQU-8-N  | HW-SQU-10-N | HW-SQU-5-N  | HW-SQU-10-N |
| Gold  | HW-SQU-5-G | HW-SQU-8-G  | HW-SQU-10-G | HW-SQU-5-G  | HW-SQU-10-G |
| Black   | HW-SQU-5-B | HW-SQU-8-B  | HW-SQU-10-B | HW-SQU-5-B  | HW-SQU-10-B |

## Bar Pull

| Bar 5" Pull   |            | Bar 9" Pull   |             | Bar 13" Pull  |             |
|---|------------|---|-------------|---|-------------|
|  |            |  |             |  |             |
| COLOR   | SKU        | SKU   | SKU         | SKU   | SKU         |
| Nickel  | HW-BAR-5-N | HW-BAR-9-N  | HW-BAR-13-N | HW-BAR-5-N  | HW-BAR-13-N |
| Gold  | HW-BAR-5-G | HW-BAR-9-G  | HW-BAR-13-G | HW-BAR-5-G  | HW-BAR-13-G |
| Black   | HW-BAR-5-B | HW-BAR-9-B  | HW-BAR-13-B | HW-BAR-5-B  | HW-BAR-13-B |

## Industrial Pull

| Industrial 6" Pull  |            | Industrial 10" Pull   |            |
|---|------------|---|------------|
|  |            |  |            |
| COLOR   | SKU        | SKU   | SKU        |
| Nickel  | HW-IND-6-N | HW-IND-10-N   | HW-IND-6-N |
| Gold  | HW-IND-6-G | HW-IND-10-G   | HW-IND-6-G |
| Black   | HW-IND-6-B | HW-IND-10-B   | HW-IND-6-B |


## Ova Top Pull

| Ova Top 8" Pull   |            |
|---|------------|
|    |            |
| COLOR   | SKU        |
| Nickel  | HW-OVA-8-N |
| Gold  | HW-OVA-8-G |
| Black   | HW-OVA-8-B |

## Round Knob

| Round Knob 1 1/4"   | Crescent Pull 3 3/4"  |          |
|---|---|----------|
|    |    |          |
| COLOR   | SKU   | SKU      |
| Nickel  | HW-KNO-N  | HW-CRE-N |
| Gold  | HW-KNO-G  | HW-CRE-G |
| Black   | HW-KNO-B  | HW-CRE-B |

## Finger Pull



Only available on Brockton ranges  
**SKU: FINGER-PULL**

## No Hardware/No Drill



Order with no hardware or drilling  
**SKU: NO-DRILL**

# Cabinet Legs

If your chosen vanity or linen closet is mounted on legs, you can select from these options below.

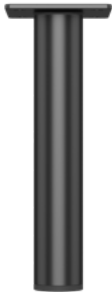
## Straight legs

Available in 5 3/4"

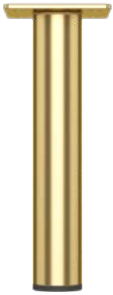
| COLOR  | SKU       |
|--------|-----------|
| Nickel | LEG-STR-N |
| Gold   | LEG-STR-G |
| Black  | LEG-STR-B |



Satin Nickel



Flat Black



Gold

## Arrow legs

Available in 5 3/4"

| COLOR  | SKU       |
|--------|-----------|
| Nickel | LEG-ARR-N |
| Gold   | LEG-ARR-G |
| Black  | LEG-ARR-B |



Satin Nickel



Flat Black



Gold

## Angled legs

Available in 7 3/4"

| COLOR  | SKU       |
|--------|-----------|
| Nickel | LEG-ANG-N |
| Gold   | LEG-ANG-G |
| Black  | LEG-ANG-B |



Satin Nickel



Flat Black



Gold

**NOTE:** Cabinet height may adjust to compensate for different leg heights, overall vanity height will remain 34 1/2". Legs are decorative (the cabinet must still be mounted to the wall). Legs are shipped loose and will need to be installed during vanity installation, exact placement is left to the choice of the customer.

# Wood Colors

All of our wood is sustainably sourced premium A-grade veneer or solid wood. 5 piece doors feature solid wood, while our flat/slab pieces are premium wood veneer on a sturdy plywood core.



Rift White Oak




Walnut




# Painted Colors


We offer a range of standard paint colors in a satin finish. If you would like to order your painted vanity in a custom color, see page 69 for our custom color program.



White Satin  
**-WH-**



Pastel Pink Satin  
**-PP-**



Grey Beige Satin  
**-GB-**



Olive Satin  
**-OS-**



Duck Egg Blue Satin  
**-DB-**



Light Grey Satin  
**-LG-**



Navy Blue Satin  
**-NB-**



Emerald Green Satin  
**-EG-**



Dark Grey Satin  
**-DG-**



Black Satin  
**-BL-**

# Installation

## INSTALLATION INSTRUCTIONS (CABINETS)

All installation works should be carried out by an experienced and qualified contractor or tradesman.

- All wall hung, floor standing and on legs vanities/linen closets must be mounted to the wall.
- Please check thoroughly prior to installation. See installation instructions.
- During the framing and rough in stages of construction ensure that there are sufficient fixings for the mounting of the vanity cabinet. There should be at least two vertical studs for fixing provided not more than 4” from each edge of the cabinet.
- Ensure that the wall is straight and plumb and free from any bow or twist otherwise the drawers and doors will be out of alignment.
- The solid back of the cabinet must not be damaged, removed, cut or drilled more than is necessary for the access of the plumbing pipes.
- During installation the cabinet should be fixed with screws through the solid back of the cabinet. The screws should be suited to the stud material and have a pan or counter sunk head. Provide a horizontal row of screws within 4” vertically from the top of the cabinet at a maximum of 12” horizontal spacing. The screws closest to the left and right edge of the cabinet should be within 4” of each side.
- Prior to fixing the top to the cabinet with silicone ensure that the cabinet is level and plumb in all directions. If not remove the cabinet and pack or straighten the wall accordingly.
- After installation use the adjusting screws of the hinges and drawer runners to align the doors and drawers.

Detailed instructions are included with the vanity. Timberline Bathroom Products makes every effort to supply our clients with outstanding quality products, we can in no way be held responsible for any damages arising from failure due to the method in which the vanity was installed or commissioned.

Refer to [www.timberlinebp.com/resources/downloads/](http://www.timberlinebp.com/resources/downloads/) for more detailed installation guides and warranty information.

## CARE INSTRUCTIONS

For all surfaces use only a soft cloth and a weak solution of a non-abrasive cleaner. Do not use any abrasive, acid or alkaline based cleaners. A moist microfiber cloth will give the best results. Avoid sharp objects and keep heat and hot objects away from tops. Cabinets should be installed at least 12” away from showers or bathtubs to avoid water damage. Care must be taken to immediately dry any condensation, spillage or water leakage that may gain access to the cabinet, as water damage is not covered under warranty.

To keep your bathroom furniture looking sparkling bright ask about our Timberline 3 Dimension Cleaners. They don't only clean, they leave a silky smooth polished finish.

| Cleaner and Polish             |               |      |
|--------------------------------|---------------|------|
|                                | SKU           | MSRP |
| 3 Dimension Cleaner and Polish | CLE-CLE-3D    | \$31 |
| Streak Free Glass Wax          | WAX-CLE-GLASS | \$31 |



3 Dimension Cleaner & Polish  
suitable for nearly all bathroom surfaces



3 Dimension Streak Free Glass Wax  
and mirror polish for lasting shine

# Warranty

Timberline Bathroom Products ensure that our products are manufactured using only high quality materials and workmanship. Should you find fault with either materials or workmanship within the warranty period noted below, Timberline Bathroom Products will, at its discretion, repair or supply a replacement for the faulty product or component.

## WARRANTY PERIODS:

| Vanities                             | 10 years | Sinks                  | 5 years       |
|--------------------------------------|----------|------------------------|---------------|
| Linen Closets                        | 10 years | Cambria Countertops    | Full Lifetime |
| Mirrored Cabinets (excluding mirror) | 10 years | Under Cabinet Lighting | 1 year        |
| Mirrors                              | 1 year   | SilkSurface Tops       | 5 years       |
| Commercial Use: ALL PRODUCTS         | 1 year   |                        |               |

The Timberline Bathroom Products warranty will only apply where the product has been installed by qualified contractor and in full accordance with our installation instructions. This warranty does not cover damage by improper installation, accident, misuse, abuse, negligence, excessive wear and tear, improper care and lack of maintenance, heat damage, use of harsh abrasive cleaners, water and natural causes such as sunlight, humidity and other environmental conditions.

Adjustment of doors and drawers is undertaken during manufacture and readjustment will be necessary after installation – this does not form part of the warranty. Should a representative from Timberline be required to realign doors/drawers, a minimum call out fee of \$330.00 will be charged.

It should be noted that all cabinets are manufactured from water resistant materials. This does not mean that they are waterproof. Care must be taken to immediately dry any condensation, spillage or water leakage that may gain access to the cabinet as water damage is not a justifiable claim. Installation, cleaning and maintenance instructions must be followed to ensure validity of warranty.

Timberline Bathroom Products’ liability is limited to repair, replacing, or giving a credit for the faulty goods and it does not

include installation expenses and/or damages or removal of any unit. The purchaser must provide proof of purchase when making a claim. The warranty will be void if a damaged or incorrect unit has been installed.

Our goods come with guarantees that cannot be excluded under the American Consumer Law. You are entitled to a replacement or refund for a major failure and for compensation for any other reasonably foreseeable loss or damage. You are also entitled to have the goods repaired or replaced if the goods fail to be of acceptable quality and the failure does not amount to a major failure.

To make a claim please contact Timberline by phone on 888 844 0102 or [sales.usa@timberlinebp.com](mailto:sales.usa@timberlinebp.com)

Please note that installation of any product is regarded as acceptance of that product and therefore no claims for faulty or damaged goods can be made after installation. Any claim for faulty or damaged goods must be made within 48 hours from receipt of product.

Register your warranty online at [www.timberlinebp.com](http://www.timberlinebp.com) then click **Make a Warranty Claim**. We'll keep a record of your purchase to save you the hassle. That way you know we will always have your warranty information saved - just in case something goes wrong.



60" Adelaide in Prime Oak - The Stock Collection



Needing a vanity in a hurry?



View our Stock Collection - Quick Ship Brochure!

[www.timberlinebp.com](http://www.timberlinebp.com)



# Packaging That Gets to You

There is nothing worse than the excitement of opening your new vanity only to find it has been damaged on the way. Not with our SUPER CRATES!

Every product we ship comes in its own ultra strong SUPER CRATE. And yes - they are strong enough to support a pickup!

**Every vanity, linen closet and mirrored cabinet comes in its own SUPER CRATE! That's our way of making sure it gets to you!**



## THE ULTIMATE STRENGTH TEST

Having a great looking vanity is one thing. Having a vanity strong enough for your whole family is another!

We tested the strength of a 60" wall hung vanity installed using the bare minimum number of fixings to meet our installation instructions. Then we loaded it with 37 bags of cement totaling 1,600lbs. With our solid rear panel which is tongue and grooved into the cabinet the vanity supported this full weight. With Timberline, you can be assured you aren't just getting a pretty face! Our vanities are tough!

**1,600 lbs! On a wall hung vanity!**



# What Makes Our Furniture Special?



## Doweled Tongue And Groove Jointing

All our solid backs and bases are assembled with a tongue and groove joint with multiple doweled fix points. This creates exceptional strength and durability, particularly for wall mounted cabinets. The tongue and groove joint prevents the side from pulling away from the back when pressure is placed on the vanity top. The dowels ensure a clean, hardware free look.



## Soft-Close Hinges

Only the best Blum European fully adjustable hinges are used. This allows them to be easily adjusted and offer a long life span. All hinges include built in soft-close mechanisms.



## Solid Wood and Plywood Board

All our cabinet boxes are manufactured with a 18mm / 3/4" plywood core HPL white faced board. This makes for a light, yet highly durable cabinet, that wont swell or bubble with water damage.



## Bracket Free Solid Vanity Back

At Timberline we always use a full 3/4" / 18mm solid back. This ensures the greatest stability for our vanities and makes mounting and installing a breeze. We never use a 1/8" paper lined MDF back.



# Timberline



**[www.timberlinebp.com](http://www.timberlinebp.com)**

For your nearest distributor go to **[timberlinebp.com/find-a-store/](http://timberlinebp.com/find-a-store/)**

NOVEMBER 2024

300 Industrial Drive, Redwood Falls, MN 56283

T: 1.888.844.0102

E: [sales.usa@timberlinebp.com](mailto:sales.usa@timberlinebp.com)