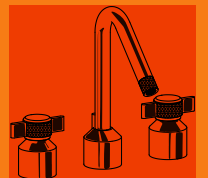
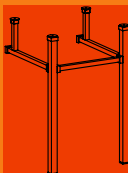
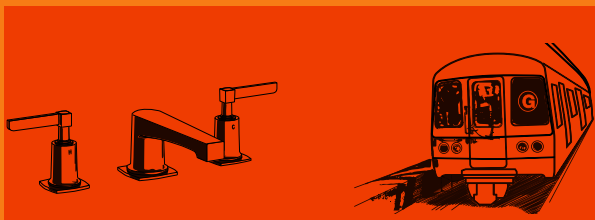


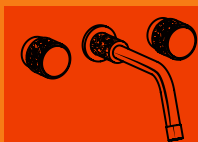


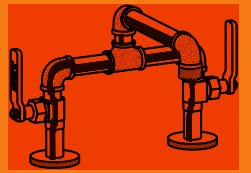
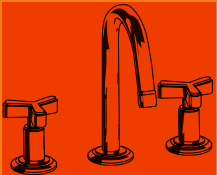
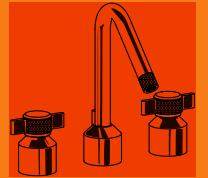
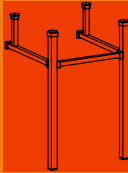
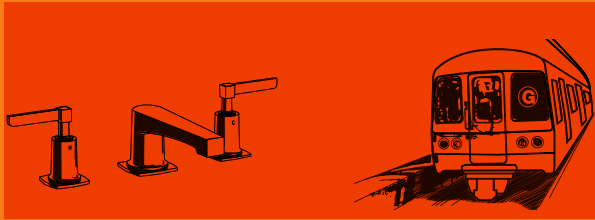



WATERMARK

BROOKLYN, NEW YORK



*THE WATERMARK COLLECTION
THE HERITAGE COLLECTION*



What's Happening

03	Introduction Back in '76
05	Our Story Truly handcrafted brassware
14	The Watermark Collection Fourteen versatile and unique ranges
80	The Heritage Collection Fourteen modern interpretations of classic designs
120	The Finishes Twenty-six carefully selected finishes
126	The Small Print Product care and guarantee
128	Contact Us

Back in '76

When Herman Abel formed Watermark it was out of a passion for metal finishing—a passion that still remains at the heart of the company today.

Over the years we've learnt to apply Herman's secret formulas to our brassware, employing a melting pot of artisans and craftspeople from across Brooklyn to help us in the creation of our unique statement products.

Our inspiration comes from the architectural details and engineering structures around us—we select elements that are infused into our designs, which are often created in partnership with the architects and designers of our famous borough.

Everything we make is produced in our factory with a care and attention to detail that only hand manufacturing can bring—resulting in a quality of product that has seen us selected by some of the most discerning eyes across the world—from The Ace Hotel, New York to The Ritz Carlton, Shanghai.





Our Story

Our brassware is truly handcrafted with an eye towards precision at all points, from working with the best local suppliers to hand-assembling and testing every piece.

Provenance

Everyday we walk around the corner to our brass supplier and pickup what we need, carrying it back to the factory to be quality controlled before it's fed into the machines for our craftspeople to work their magic.

We use only the highest grade of lead free solid brass to make all of our components, which ensures we can produce a highly durable product with the tightest of tolerances and the cleanest provision of water.

We save all of the waste metal for re-use and are proud that the product we produce can be recycled at the end of its lifespan.



Manufacture

Whilst we use advanced computer controlled tooling to help us maintain our high standards, for many of the processes we turn to traditional manufacturing, using machines from way back to produce our products, machines that can only be operated by skilled craftspeople who've been working with them from many years.

Finishing

Finishing is at our roots and it's the passion that makes our brassware so exquisite. From the lightest of touches to the steadiest of hands, finishing is a process that can only be learnt through time and dedication.

Every component we make goes through a unique combination of hand polishing, plating and spraying that often takes our specialists days to complete before their critical eye is happy.

Often the only way to produce a finish is to look to the past. When we developed the Sense range we searched to find a machine that could create it's unique hand beaten texture—our quest ended in the Warner & Swasey N°.6 Turret Lathe, dating back to 1938—we think she's the only one still around and employ a specialist technician to look after her and make sure each run of handles comes out as good as they did when her motors first turned over 75 years ago.







Assembly

Every part is assembled by hand, ensuring a final stage of quality control and perfect alignment of the mechanisms.

Only once it passes these rigorous checks do we sign the testing label attached to each product and approve it for dispatch.

Testing

Before the items are ready to be boxed they must pass by our pressure testing rig—a vast collection of valves and gauges, assembled over 20 years—that allow us to check the structural integrity of the product and its working parts.



The Watermark Collection

Fourteen versatile and unique ranges,
designed and manufactured
in Brooklyn, New York.



BLUE

Deck mounted three hole Extended Square spout lavatory set with cross handles in Polished Chrome.

Select: 37-218-BL3

Blue

An elegant collection available with two handle types, Blue tweaks at classical elements whilst incorporating clean lines that make it ideal for modern interiors looking to add a hint of heritage.

DESIGN

The Watermark Design Studio.

CREATED

2005.

ZEN

Deck mounted two hole lavatory set with Gooseneck spout, finished in Vintage Brass.

BLUE

Floor standing bath set with volume handshower and Cross handles, finished in Vintage Brass.

EDGE

Towel bars, finished in Vintage Brass.

Brooklyn

Inspired by gate valves found in the mid-century apartment blocks of Brooklyn, this range presents a style for all urban loyalists combined with the functionality of modern manufacturing.

DESIGN

Incorporated
Architecture &
Design.

CREATED

2008.

BROOKLYN

Wall mounted two hole
lavatory set finished in
Vintage Brass.

BROOKLYN

Deck mount three
hole Extended
lavatory set in Gun
Metal.



BROOKLYN

Deck mounted
three hole kitchen
set finished in
Aged Brass.

BROOKLYN

Deck mounted
two hole lavatory
set with BKA.1
ADA trim and short
gooseneck spout,
finished in satin
nickel with matte
black handle.



BROOKLYN

Thermostatic shower
composition finished
in Aged Brass.

BRUT

Deck mount three hole lavatory faucet, finished in pewter.



Satin Gold



Antique Copper



Satin Nickel



Antique Brass

Select: 64-2-BR4

Brut

Experimenting with Textures, Watermark Designs' has created a bold new collection involving two completely different polishing processes to achieve another in its family of unique finish combinations. Brut's spout exterior is smooth and polished but the underside is given an earthy rough-hewn finish.

DESIGN

O&G Studio.

CREATED

2019.



DESIGN

The Watermark
Design Studio.

CREATED

2012.

EDGE

Wall mounted two hole
lavatory set, finished in
Satin Elite Brass.

Edge

Presenting a unique handle cut out detail and form, Edge is a tight lined range that makes use of rare earth magnets to present an imposing geometric collection.

EDGE

Deck mounted three hole lavatory set with Waterfall spout, finished in Satin Nickel.



EDGE

Deck mounted three hole lavatory set with two optional spouts and three optional magnetic handle trims.





Elan Vital

This award winning range presents the ultimate in stripped down aesthetic. Using parts reminiscent of commercial ball valves and plumbing unions this range offers a unique visual combined with the advantages of modern valves and aeration.

DESIGN

The Susan Fredman Design Group, Hydrology and The Watermark Design Studio.

CREATED

2014.



ELAN VITAL

Two hole kitchen lavatory set and optional side spray with integrated mixer and wall mounted pot filler.



ELAN VITAL

Wall mounted exposed thermostatic bath filler and shower set, finished in Gun Metal.

ELAN VITAL

Deck mounted lavatory
bridge faucet, finished
in Aged Brass.



ELAN VITAL

Wall mounted
bidet spray set and
hydroprogressive
mixer with
hose, finished in
Vintage Brass.



ELEMENTS

Deck mounted
three hole lavatory
set finished in Oil
Rubbed Bronze,
Scallop insert
finished in Polished
Natural Brass, and
Oil Slick cover.

Elements

Watermark Designs’
award-winning collection
has gotten an upgrade:
The Elements handles
are now available with a
small lever making them
ADA compliant. Elements
continues to offer the
ability to play with color,
form and texture, in the
creation of your own
design statement.

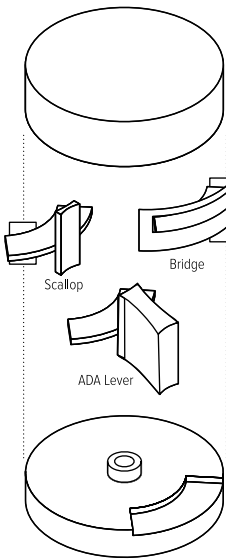
DESIGN

The Watermark
Design Studio.

CREATED

2017.

ELEMENTS



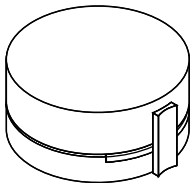
COVER
Select one of the covers from our designer-maker friends to add texture & contrast to your creation.

INSERT
Select from one of the magnetic insert options, Bridge or Scallop, designed to help you to grip the handle.

Select a complementary finish from our range for your chosen Insert.

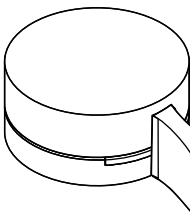
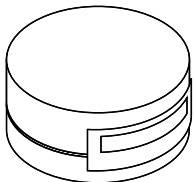
HANDLE BASE
Select a finish for the main components and handle base.

INSERTS



SCALLOP INSERT
The completed handle with Scallop insert.

BRIDGE INSERT
The completed handle with Bridge insert.




SCALLOP INSERT
The completed handle with ADA Lever insert.

COVERS



RAW – Hand poured, sealed and reinforced concrete.
Choose from: Chalk, Military, Poured & Screed.
Created by: JM Lifestyles, USA.



ROCK – Uniquely hand worked natural stones and marbles.
Choose from: Carrara, Exquisite Rose, Jungle & Volcano.
Created by: Marmi Serafini, Italy.



LUMBER – Real wood grain and texture captured and sealed into concrete.
Choose from: Charred, Ground, Smoked & Teak.
Created by: WoodForm, USA.



FORGED – Unique creations using techniques in liquid metal and lacquer.
Choose from: Oil Slick & Oxblood.
Created by: Anka, UK.

METAL – Time crafted Guillache turned brass.
Choose from: Barley & Omega
Created by: Watermark Designs, USA.

ELEMENTS
Deck mounted two hole lavatory set with Scallop insert and Oxblood cover, finished in Aged Brass.



Select: 21-13-E2OX

ELEMENTS

Wall mounted two hole lavatory set finished in Aged Brass, Scallop insert finished in Charcoal, and Teak cover.



ELEMENTS

Wall mounted two hole lavatory set with ADA lever insert and Carrara cover, finished in matte black.



ELEMENTS

Wall mounted mini thermostatic shower valve with Bridge insert and Volcano cover, finished in Oil Rubbed Bronze.



ELEMENTS

Wall mounted mini thermostatic shower valve, finished in Elite Brass (14k), with Scallop insert finished in Brushed Nickel, and Jungle cover.



JEM

Deck mounted three
hole lavatory set
in Polished Nickel
with Argent Clear
Swarovski® crystals.



Jem

Amping up the “Wow” factor, the Jem Collection uses Swarovski® crystals in both the spout and handles to create this couture collection. Enhanced by the hand-made finishes, the crystals will reflect colors beautifully.

DESIGN

The Watermark
Design Studio.

CREATED

2016.

JEM

Wall mounted two hole
lavatory set in Matte
Black with Jet Hermatite
Swarovski® crystals



JEM

Deck mounted three hole
lavatory set finished in
Polished Nickel with Aurora
Boreale Swarovski® crystals.



Loft 2.0

Loft provides an optimised range with unique elements and a universal form that still maintains a quality of construction and finish that is the hallmark of all our ranges.

DESIGN

The Watermark
Design Studio.

CREATED

2012.

LOFT 2.0

Wall mounted three
hole lavatory set,
finished in Oil Rubbed
Bronze.

Select: 23-2.2M-L8

LOFT 2.0

Floor standing
bathset with slimline
handshower, finished
in Oil Rubbed Bronze.



LOFT 2.0

Deck mounted three
hole lavatory set
finished in Satin Nickel.



SENSE

Deck mounted three hole lavatory set with Knob handle, finished in Natural Polished Brass.

Sense

Taking inspiration from the neo-Georgian facades of some of Manhattan's famous buildings, Sense's hammered handles provide an elegant and functional form that is truly unique.

DESIGN

Clodagh Studio.

CREATED

2007.

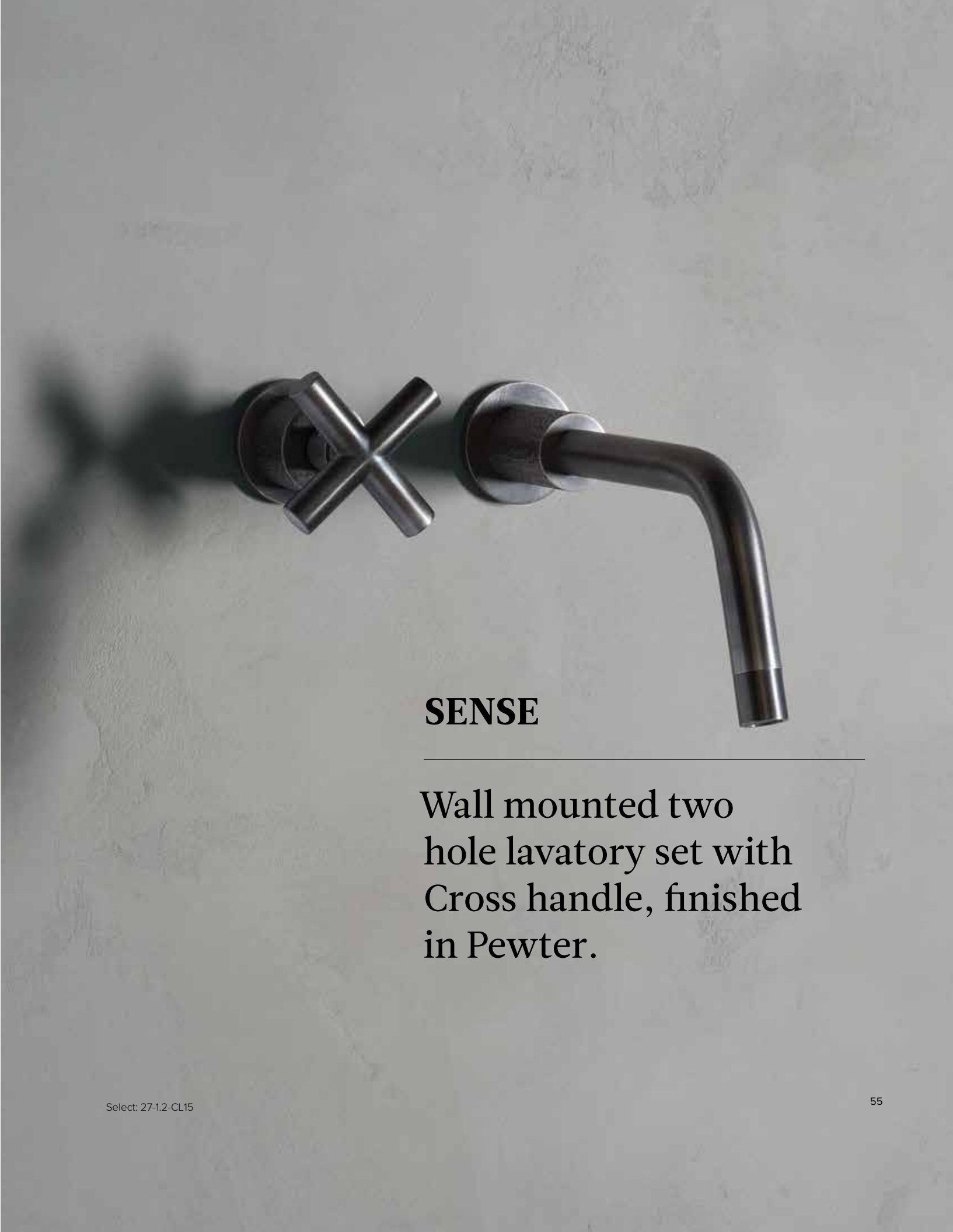
SENSE

Deck mounted
three hole lavatory
set with
Lever handle,
finished
in Satin Nickel.



SENSE

Wall mounted two
hole lavatory set with
Cross handle, finished
in Pewter.



SENSE

Floor standing
bathset with slim
handshower,
finished in Oil
Rubbed Bronze.



SENSE

Sense wall mounted
thermostatic shower
setup with Cross
handles, finished in
Polished Copper.



SUTTON

Deck mounted
three hole lavatory
set, finished in Satin
Nickel.



Sutton

Inspired by a 1930's steam valve lever spotted in a salvage yard, the Sutton collection has more of what Watermark is known for: detailing unlike any other faucet in the form of linear knurling and hex nut-styled handles.

DESIGN

Incorporated
Architecture &
Design.

CREATED

2017.

SUTTON

Wall mounted
Mini Thermostatic
Shower trim detail.



SUTTON

Thermostatic
Shower
Composition,
finished in
Antique Brass.



TITANIUM

Two handle wall mount lavatory faucet, finished in charcoal with aged brass accents.



Select: 22-2.2M-TIC-CL/APB

Titanium

Further exploration of split finishes has led to the creation of additional handle trims for Watermark Designs' Titanium Collection. The definition of split finishes takes on new meaning when it's combined with the ability to choose amongst knurled or smooth aspects. The new lever handle is ADA compliant and Titanium again stand tall among single-lever faucets.

DESIGN

The Watermark Design Studio.

CREATED

2004.

TITANIUM

Deck mounted
monoblock lavatory
mixer finished in
Polished Chrome



TITANIUM

Deck mounted
three hole
Gooseneck lavatory
set, finished in
Polished Chrome.



TOD

TOD is an innovative and ergonomic kitchen faucet collection utilizing linear valve technology and diamond knurl design to provide what is really the perfect solution for those home chefs and cooks working in kitchens.

DESIGN

The Watermark
Design Studio

CREATED

2016.

TOD

Deck mounted
four hole kitchen
set with side spray
and optional lotion
dispenser.

Select: RH-71-RHL, MLD4



URBANE

Cooper handle detail
finished in Satin Nickel.

Urbane

Employing knurling details within two spout and handle options, Urbane offers a distinctly unique industrial visual for the discerning eye.

DESIGN

Gwathmey Siegel.

CREATED

2005.



URBANE

Wall mounted
thermostatic shower
trim with Cooper
and Astor handle,
finished in Gunmetal.



URBANE

Angled spout detail,
finished in Gunmetal.



URBANE

Deck mounted three
hole lavatory set with
Gooseneck spout and
Lever handles, finished
in Polished Natural
Brass.

ZEN

Deck mounted
three hole lavatory
set with Gooseneck
spout in Satin 24K
Gold, and Honey
Onyx handle.



Zen

Featuring our patent pending magnetic handles, Zen offers a uniquely pure form free of the traditional fixings and escutcheons. Handles are available in four stones, four rocks or a metal option.

DESIGN

The Watermark
Design Studio.

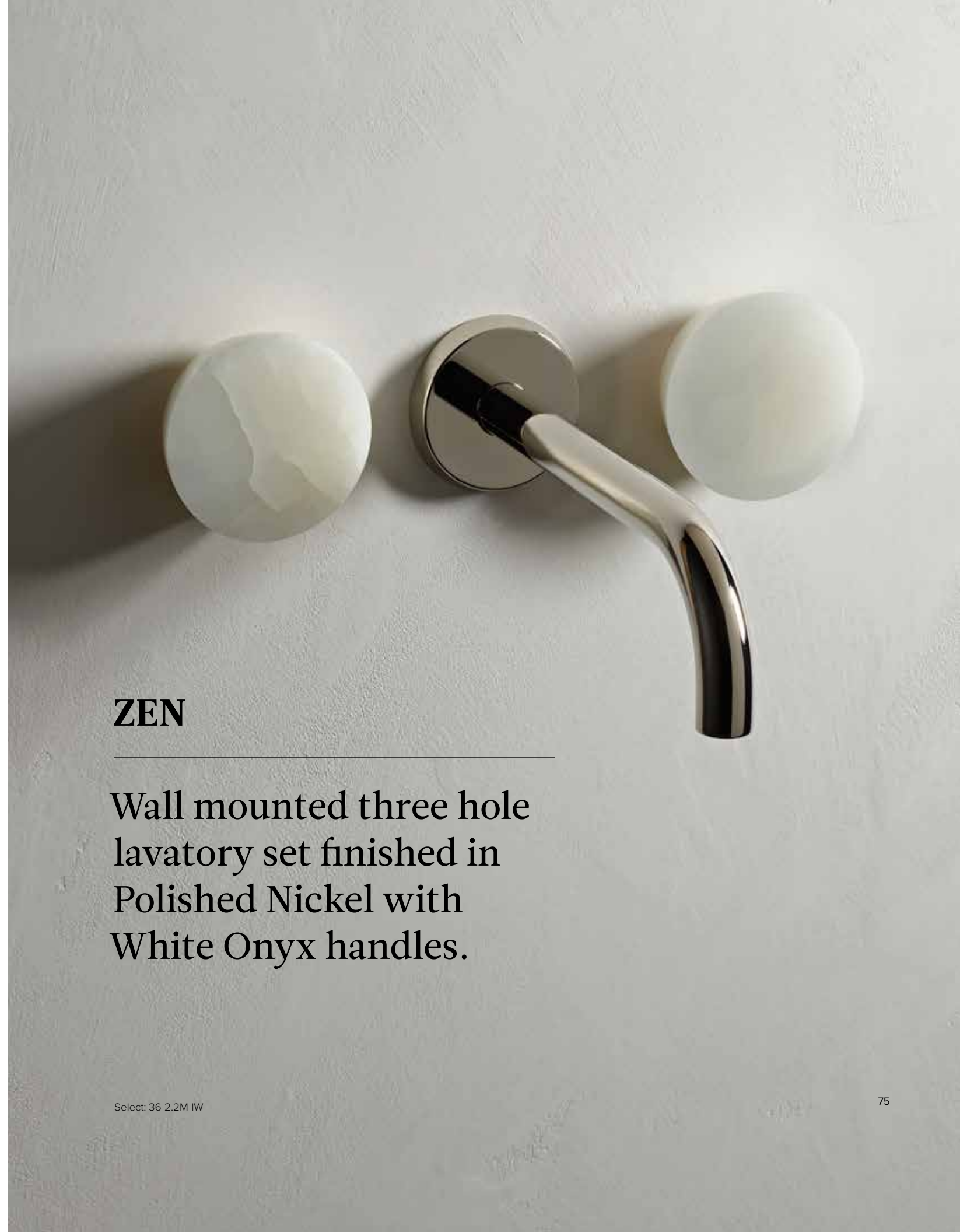
CREATED

2014.



ZEN

Deck mounted bathset with pull out slimline handshower, finished in Aged Brass.



ZEN

Wall mounted three hole lavatory set finished in Polished Nickel with White Onyx handles.

ZEN

Deck mounted three hole extended lavatory set with Square spout, finished in Satin Nickel with Nero Marquina handles.



ZEN

Shower composition with thermostatic control, flow control valve and slimline handshower, with Bianco Carrara handles, finished in Polished Copper.



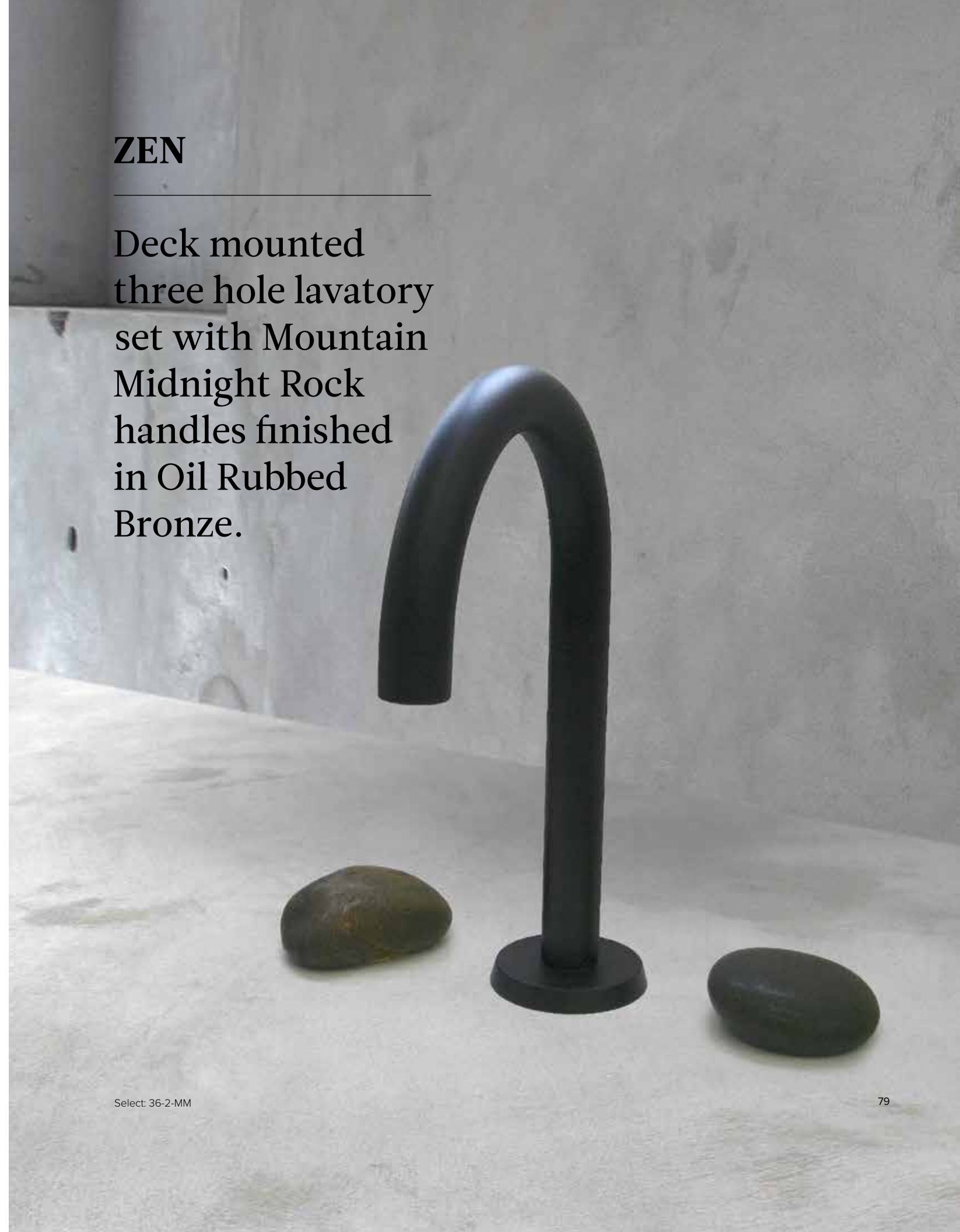
ZEN

Deck mounted two hole lavatory set with Gooseneck spout and finished metal handle, finished in Vintage Brass.



ZEN

Deck mounted three hole lavatory set with Mountain Midnight Rock handles finished in Oil Rubbed Bronze.





The Heritage Collection

Fourteen modern interpretations
of classic designs.

ANIKA

Deck mounted three hole lavatory set with Norwood lever handles, finished in Polished Nickel.



Select: 30-2-TR24

Anika

The Anika faucet, with its dramatically curved spout, invokes a timeless and elegant design. All metal dual-levers or dual cross-handles provide elegant choices for aesthetic flexibility.

DESIGN

The Watermark Design Studio.

CREATED

2009.

BEVERLY

Deck mounted three hole lavatory set with Marmont Crystal Knobs, finished in Polished Nickel.



Beverly

Make a sophisticated impression with a faucet that exudes Old Hollywood glamour. The Beverly faucet by Watermark Designs calls forth the allure of tinsel town long ago. The Beverly faucet is indicative that everything old is new.

DESIGN

The Watermark Design Studio.

CREATED

2011.

Chelsea

The Chelsea faucet features an industry-defying tall, slender and curvaceous design. The clean, sharp contours help define this faucet as quintessential Transitional styling.

DESIGN

Hastings Studio,
The Watermark
Design Studio.

CREATED

2013.

CHELSEA

Deck mounted three
hole lavatory set
finished in Polished
Nickel, with Black
Cross handles.

GRAMERCY

Deck mounted three hole lavatory set with Oxford Cross handles, finished in Satin Nickel.



Gramercy

Making the most of a bath environment, Gramercy offers inspiration right from the pages of the leading design magazines – style and finishes to complement decors from modern to traditional and everything in between.

DESIGN

The Watermark
Design Studio.

CREATED

1985.

H-LINE

Deck mounted three hole lavatory set with Lever handles, finished in Aged Brass.



H-Line

Designed in collaboration with renowned interior designer Mark Zeff for a project on the historic High-Line in New York City, the Collection combines the best of our custom capabilities infused with Mark Zeff's global aesthetic.

DESIGN

MARKZEFF Studio.

CREATED

2016.

HALEY

Deck mounted three hole lavatory set with Harmonie handles, finished in Polished Nickel with Black accent inserts



Haley

The Haley faucet boldly brings confident masculinity to the contemporary bath environment. All metal dual-levers with sleek inserts provide the fixture with a stark, clean appearance.

DESIGN

The Watermark
Design Studio.

CREATED

2012.

LA FLEUR

Deck mounted three hole lavatory set with Imperial Crystal Knobs, finished in Satin Elite Brass.

La Fleur

Destined to be the pièce de résistance of any luxury bath environment, La Fleur takes cues from classic French design. Light and color radiate with every turn of the ornate handle, delivering the perfect touch of drama and romance.

DESIGN

The Watermark
Design Studio.

CREATED

1993.

LILY

Deck mounted three hole lavatory faucet with ogee drop (mermaid) detail, finished in satin brass with polished copper accents.



LILY

Deck mounted spout shown on left with dimple detail (matte black with polished brass accent), and on right with diamond detail (polished chrome with polished copper detail)



Distinctive finish combinations are available in Chrome, White, Matte Black, and Satin Brass with inlays of Polished Brass, Polished Copper, Polished Gold, and Polished Nickel.

Lily

The Lily Collection has three distinct designs; a dimple pattern, an ogee or mermaid scale pattern, and a more traditional diamond pattern. We double-machine and double-plate each faucet to achieve contrasting finishes, and the results speak for themselves.

DESIGN

The Watermark Design Studio.

CREATED

2019.

PARIS

Deck mounted three hole lavatory set with Nottingham Lever handles, finished in Rustica Brass.

Paris

With its very definite 1920s vibe, the Paris faucet collection is at home in any environment looking for an elegant touch of nostalgia.

DESIGN

The Watermark Design Studio.

CREATED

1995.

RAINEY

Deck mounted three hole lavatory faucet with knurling detail, finished in satin bronze.



Select: 70-2-RNK8-SBZ

RAINEY

Deck mounted three hole lavatory faucet with smooth detail, finished in polished chrome.



Select: 70-2-RNS4-PC

Rainey

When Mark Zeff designs interiors his aesthetic goes beyond trends. For the 70 Rainey Street project in Austin, TX, Zeff collaborated again (H-Line Collection 2014) with Watermark Designs to create fixtures that embody the best of Austin's eclectic sensibilities.

DESIGN

The Watermark Design Studio with Mark Zeff

CREATED

2019.

STRATFORD

Deck mounted three hole lavatory set with Waltham Lever handles, finished in Polished Nickel.



Stratford

Evoking an old-world traditional look and feel reminiscent of fixtures found in a classic New York brownstone, the Stratford Collection creates a refreshingly timeless look.

DESIGN

The Watermark Design Studio.

CREATED

2002.

TRANSITIONAL

Deck mounted three hole lavatory set with Gotham Cross handles, finished in Polished Nickel.



Transitional

The clean lines of geometric shapes fuse with the smooth contours of the Transitional Collection. Its low base is classic yet the design is modern and fresh, crafted with precision and subtle detailing.

DESIGN

The Watermark Design Studio.

CREATED

2004.

VENETIAN

Deck mounted three hole lavatory set with Venice Cut Crystal levers, finished in Satin Gold.



Venetian

Ornate lines and European flair are at the heart of this collection reserved for those who celebrate true, timeless beauty. The Venetian Collection transforms the look of the bath from simple to stunning.

DESIGN

The Watermark Design Studio.

CREATED

1994.



YORK

Deck mounted three hole lavatory set with Williams lever handles, finished in Polished Chrome.

York

The York Collection embodies the casual Americana style. The faucets walk the fine line between historic and modern; the spout and lever handles seeming to have been plucked from another era.

DESIGN

The Watermark Design Studio.

CREATED

1991.

ANCILLARIES

Wall mounted showerhead with wall arm and flange, finished in Vintage Brass.



Ancillaries

Additional components to complete your installation and ensure a consistent finish is maintained throughout the project.

DESIGN

The Watermark Design Studio.

ANCILLARIES

Deck mounted independent pull out rinse off spray with integrated mixer, finished in Natural Polished Brass.



ANCILLARIES

Modern basin bottle trap finished in Aged Brass.




ANCILLARIES

Toilet Brush finished in Satin Elite Brass.



ANCILLARIES

Soft touch lavatory waste with overflow and plated downpipe, finished in Aged Brass.



ANCILLARIES

Dual flushplate finished in Aged Brass.



ANCILLARIES

Dual flushplate finished in Gunmetal.

ANCILLARIES

Urbane 18" glass mount shower door pull with knob, finished in Satin Nickel.



ANCILLARIES

Edge Collection back-to-back shower door pull, finished in Polished Chrome.



ANCILLARIES

Urbane thermostatic shower system with 16" and 24" grab bars.



ANCILLARIES

Heated round towel bars, set of 5, 30" CTC length, finished in natural brass.





The Finishes

Twenty-six carefully selected finishes including industrial Satin Nickel, raw Aged Brass, deep Charcoal and extravagant Polished 24K Gold.



POLISHED CHROME (PC)

An ever popular finish, we use only the finest chrome to ensure a bright colour and beautiful flow across the components that really demonstrates that not all chromes are alike.



POLISHED NICKEL (PN) (live finish)

This classic brassware finish, used before the application of chrome, provides a hint of champagne to this delicate silver finish, guaranteed to add a heritage element to your scheme.



SATIN NICKEL (SN) (live finish)

By carefully satinising the components before applying a unique nickel plate this finish brings with it an industrial, stainless steel inspired, aesthetic.



OIL RUBBED BRONZE (ORB)

A classic US finish re-invoked with a secret satin plating process to meet the requirements of the contemporary interior seeking a sophisticated deep black finish.



PEWTER (PT)

A heritage look not often seen on brassware. This finish provides a deep and aged patina ensuring a unique character in your scheme.



CHARCOAL (CL)

Charcoal uses a specialist lacquering process that results in an endlessly deep lustre inspired by our love of dark chocolate. This most intensive of finishes can take us five days to complete—proof that the best things are worth waiting for.



GUN METAL (GM)

A smooth and wonderfully tactile finish. This one of kind rifling technique looks beautiful against stone surfaces and is treated to ensure its colour will be maintained for all time.



AGED NICKEL (AGN) (live finish)

A secret burnishing process and classified dull nickel bath provide for an old world distressed silver feel that is textured and full of character.



EBONY (EB)

A wonderfully smooth black nickel finish that is a rich and vibrant take on its classic polished nickel relative.



MATTE BLACK (MB)

This flat black powder coated finish diffuses light in a range of angles providing a striking, versatile appearance that bridges traditional and modern aesthetics.



RUSTICA BRASS (RB)

Perfect for rustic and homely living spaces, this finish provides for a warmer feel than its oil rubbed bronze cousin.




WHITE (WH)

This glossy white RAL 9003 finishes provides for a universal backdrop or bold statement in any kitchen or bath space.


Live finishes
Polished Nickel, Aged Nickel and Satin Nickel are live finishes and, as such, they will age in time to take on the character of use.





ELITE BRASS (EL)

We employ a five stage 14k cobalt gold plating process to produce the graceful polished brass finish that is treated to ensure tarnishing won't occur over its lifetime.



VINTAGE BRASS (VB)

Careful burnishing of a secret plating formula provides this finish with a unique cast bronze look that is sealed to ensure the colour never fades.



AGED BRASS (APB) (live finish)

A burnishing technique developed by our craftsmen leaves this aged brass finish with a smooth satin feel that is ideally suited for the contemporary / heritage look.



POLISHED COPPER (PCO)

A rich copper, polished to bring out the essence of the material and lacquered to ensure the purity of finish is maintained throughout its lifetime.



VINTAGE COPPER (VNCO)

This time worn finish blends burnt copper tones with the most complex of plating and polishing techniques in the creation of our latest finish.



SATIN ELITE BRASS (SEL)

A sophisticated finish offering a twist on its polished sister—it provides a beautiful counterbalance to rough and glossy surfaces.




POLISHED 24K GOLD (PG)

A subtle four stage 24K gold plating process resulting in our most extravagant finish.



SATIN 24K GOLD (SG)

Providing a deeper, richer colour than our Satin Elite Brass, this 24K gold finish provides for a luxurious look that works wonderfully in more feminine spaces.



GREEN PATINA (GP)

A confidential patina process provides for an authentic Verde green and is lacquered to ensure the purity of the finish is sealed in time.



POLISHED NATURAL BRASS (UPB) (live finish)

The base substrate for all other finishes is highly polished and brought to life that that will continue to age gracefully over a lifetime.



ANTIQUÉ BRASS (AB)

Resembling the look of an aging natural brass, this glossy sealed finish has rich brown hues with golden undertones.



PVD POLISHED BRASS (PVD)

Utilizing the latest technologies, this is a corrosion and tarnish resistant finish similar in appearance to highly polished brass.



SATIN PVD BRASS (SPVD)

A dull and satined version of its polished sister, this tarnish resistant finish offers a lifetime of elegant beauty.



SATIN BRONZE (SBZ)

A dulled bronze finish that is sealed and protected showcases light brown tones.

Live finish
Aged Brass and Polished Natural Brass are live finishes and, as such, will patina in time to take on the character of use.

Product Care

Product Care Guide

All of our finishes are produced by hand, resulting in our unique products. However owners should be mindful of the delicate nature of our finishes and that careful attention is required both in regular cleaning and diligence of use to ensure the product is maintained.

Unless indicated otherwise all of our finishes are “fixed” and are sealed to ensure, with correct cleaning, that they will maintain this consistent finish throughout their lifespan. Occasionally however we will offer a “live” finish which is unsealed and will see the product darken and tarnish with time and according to use. We take great care to highlight to customers when a finish is “live” and in these cases buyers should be aware that these characteristics are a part of the product and in no way can be considered a fault. Likewise some of our finishes incorporate a level of hand polishing and brushing along surfaces and joints of the product. These effects are part of the intended character of the finish and whilst the overall aesthetic will be harmonious customers should be aware that two sub components, when placed together, might not demonstrate identical characteristics. This should be considered part of our products handmade quality and should not be considered as a defect.

Cleaning

Soap and water are all that are required to maintain our products - the secret is to clean regularly and to wipe down the products after use.

To help maintain a high quality finish use warm water and a soft damp cloth. Do not use cleaners that contain abrasives, harsh chemicals, alcohol or solvents. Scouring pads should not be used and green sponges should be avoided as they often contain microscopic mineral particles that can scratch a finished surface.

To avoid stains and limescale build up users should seek to wipe the product dry after use. However if stains do appear they can be removed with a 50/50 solution of white vinegar and warm water, or undiluted washing up liquid, provided that you subsequently rinse the area with large amounts of water to remove the cleaning solution.

To preserve the luster of polished finishes, occasionally apply a high quality, non-abrasive wax (Flitz Faucet Wax+) to the surface before buffing away thoroughly to a sheen.

Maintenance

Avoid hitting your hardware with rings or other sharp instruments. Avoid contact with cosmetic products, such as shaving cream, nail polish removers, or colognes. It is important that you keep your hardware dry. Elements in water remaining on the faucet can break down the finish. Pay special attention to areas where water can settle such as the mouth of the spout and around the base of the handles. Ensure that the product is kept in a properly ventilated and non-humid environment.

On most of our products you will find a plastic aerator mounted in the spout outlet designed to inject air into the water stream and regulate flow. In time these aerators will collect limescale and to avoid a build-up of this owners should adopt a regular routine of cleaning the aerator. Cleaning can be achieved by first removing the aerator. This can be done by either gently unscrewing the end cap on the spout, or, when no end cap is present, by using the plastic key provided with the product to turn and release the aerator. Once released place the aerator in a small vessel, cover in white vinegar, and soak overnight before removing, rubbing off any residue with a soft cloth, washing off with clean water, and replacing into the spout. Where a rubber seal is present care should be taken to refit this in the same location as originally positioned before removal to ensure correct operation of the product.

Many of our showerheads are fitted with rub-clean silicone nozzles. These are designed to capture limescale and prevent it from building up on the surface of the head and showerhead internals. In time you will find these nozzles appear to block as a result of this process. To clear them run the shower and whilst running reach up and apply a gentle rubbing action to the nozzle. This will break the limescale build up allowing it to be washed away. Users might find that agitating the nozzle results in a thin stream of water, or that the stream fires out at an angle. In these cases not all the limescale has been removed and further agitation or even plucking with a finger nail will allow the remaining blockage to be released.

The cartridges of our thermostatic and pressure balanced mixing systems are protected by filters housed in their concealed bodies. Should shower performance be compromised users should employ a qualified professional installer to remove the face plate of the mixer, isolate the feeds and extract these filters for cleaning using the same method as described for our aerators.

Guarantee

Product Guarantee

WATERMARK DESIGNS products carry a lifetime-limited warranty to the original consumer purchaser to be free from defects in material and workmanship for as long as they own their home.

Parts made of crystal, glass, porcelain, stone, or wood are excluded from this warranty. In addition, all finishes appearing on pop-up assemblies and drains are excluded.

Uncoated polished brass, aged brass, and any other living finish are intended to change over time and are excluded from the finish warranty. Their use in marine and coastal environments should be avoided as these unprotected finishes can be damaged by salt in the air. All copper and gold finishes are warranted for five years from date of purchase from the original purchaser.

Ceramic disc valves for lavatory faucets, tub/ showers and roman tubs are warranted for as long as the Original Purchaser owns the home. All other valves (balance pressure, thermostatic, etc.) are warranted for two (2) years from date of purchase by the Original Purchaser.

For these guarantees to be valid owners must ensure their installer thoroughly flushes all lines before installation of our products, thereby avoiding blockage and / or scouring of moving parts by brick dust and debris gathered in the lines during installation. It is also strongly recommended that clients install inline filters or softened water to our products to protect them from similar occurrences during the lifetime of the product. The use of any lead based acidic curing adhesive, mastic, or plumbers putty will also void the finish warranty. Never install an item until construction is near completion and after workmen have finished treating nearby tile or marble with acid or chemicals; and the room has been painted or stained. Never install an item until the air conditioning or heat has been turned on. This warranty is void for any damages due to misuse, abuse, neglect, accident, improper installation, improper care of finishes, or use of any replacement parts other than genuine WATERMARK DESIGNS parts.

This warranty is made to the original consumer purchaser in the original installation and is effective from the date of purchase as shown on purchaser's receipt. During the warranty period, WATERMARK DESIGNS will replace any part, which proves defective in material and/ or workmanship under normal installation, use and service. Any covered faucet part that fails during the terms of this warranty will be replaced at no charge. Replacement parts can be obtained from your local dealer or distributor or by returning the part to the factory, transportation charges prepaid, to the address indicated here.

This warranty is the exclusive warranty granted by WATERMARK DESIGNS and is in lieu of all other warranties of merchant ability and fitness for a particular purpose and is further limited to defective parts replacement only. Watermark Designs will not be liable for any labor or other expenses or for damages of any kind or nature incurred in connection with the sale, use, or replacement of any defective products or parts or portions thereof. Watermark Designs neither assumes nor authorizes any other person to assume for it any other liabilities in connection with the sale or use of its products.

Cancellation Policy

All items must be cancelled within 48 hours of issuance of purchase order or items may be subject to a minimum 25% restocking fee. Items cancelled after they have shipped will be subject to a minimum 30% restocking fee. Products made with custom components are not cancellable. See returns.

Returns Policy

Merchandise cannot be returned without written return goods authorization (RGA). All items for credit must be returned in original condition within 30 days of RGA date. If the goods and/or packaging are not in perfect condition we reserve the right not to issue any credit or to charge a restocking fee up to 100% of the value of the product. Shipping charges for merchandise returned to the factory must be paid for by the dealer. The dealer is responsible for seeing that merchandise being returned is properly packaged and insured.

Items accepted for return may be subject to a minimum 30% restocking charge. All crystals, glass, mirrors, porcelain, stone, and PVD finished items may be subject to a minimum 35% restocking charge. Items returned after 30 days of issuance of an RGA or cancelled orders returned 6 months from invoice date may be subject to a minimum 50% restocking charge. Items returned after 90 days of issuance of RGA or cancelled orders returned 12 months from invoice date will not be accepted.

We regret that we are unable to accept the return of special or bespoke products.

Please notify us promptly of any discrepancy in shipments or invoicing. We will not recognize any claim that is not brought to our attention within two weeks of receipt of merchandise.

For hygiene reasons we regret that we cannot accept back used toilet brush sets under any circumstances.

Roughs for Deck Mounted Tub Sets: Watermark's policy is not to send roman tub roughs ahead of time in order to prevent installation errors in the field that are not easily and quickly rectifiable. A waiver form may be requested from our customer service department and we will gladly ship these roughs ahead of the trim.

Pricing Policy

Items comprised of components from several series will be priced at the highest priced series

Items comprised of finishes from several finish groups will carry the longer lead time and be priced at the highest priced finish group.

Shipment Policy

Freight: Full freight allowed on regular priced shipments (does not apply to display orders and specially quoted orders) of \$4,000.00 – net invoice or more shipped to one location at one time. All drop shipments will incur a \$12 surcharge per shipment. All freight collect or third party shipments will incur a \$5 handling charge per shipment.

Expedited: Orders may be expedited for a 25% fee. Lead times will vary depending on finish and customizing options. Lead times and availability are dependent upon production capacity and are not guaranteed. We will only charge the expediting fee if the quoted lead time is met. When placing rush order POs, please include an additional “Expediting Fee” line item valued at 25% of the total order. In general lead times will be approved upon by 25% to 50% of normal quoted production times. A confirmation or rejection letter will subsequently be emailed. Orders cancelled after a PO is issued with an expediting fee on it will immediately be subject to a 35% restocking fee.

Terms of Payment: Net 30 days. Balances not paid in 30 days will bear interest at the lower of 1½% per month or the highest rate allowed under applicable law. Checks with insufficient funds will incur a \$75 bank fee.

Contact Us

Email us

info@watermark-designs.com

Call us

718 257-2800 | 800 84-BRASS

Visit the website

www.watermark-designs.com

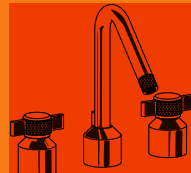
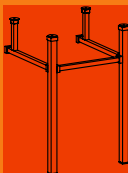
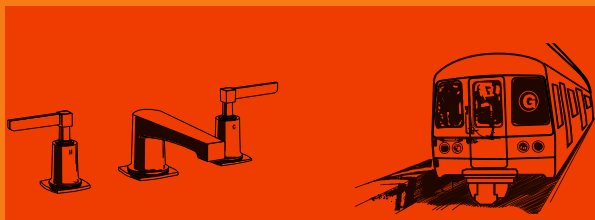


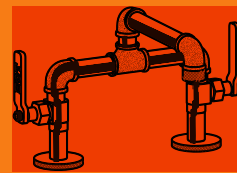
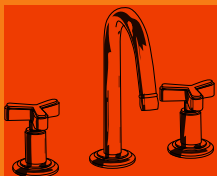
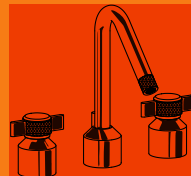
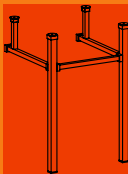
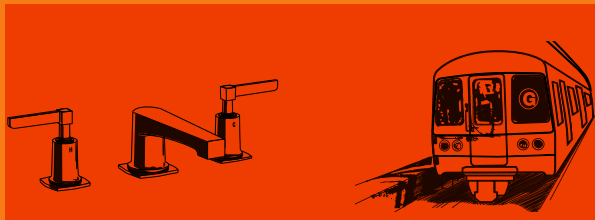
Pinterest

watermarkbrooklyn

Instagram

watermarkbrooklyn

With thanks to all of our craftspeople in Brooklyn, NY, for their skill and dedication.
Factory Photography & Art Direction: Teresa Eng. Original Brochure Design: Bold Wise.
Product Photography: Adrian Briscoe. Room Shots: Nikhilesh Haval, Matthew Millman and Guy Archard; Belmond Eagle Island Lodge designed by MUZA Lab; Rachael Smith Photography; Rebecca Sicardi; Amberth Interiors photographed by David Giles.
Art Direction, Design & Photography Adaptation: Mary Noël Medlin.
Additional Installation & Product Photography: Nicholas DeAngelis.



be ORIGINAL™
Member

Copyright © 2020 Watermark Designs, LLC.
www.watermark-designs.com

